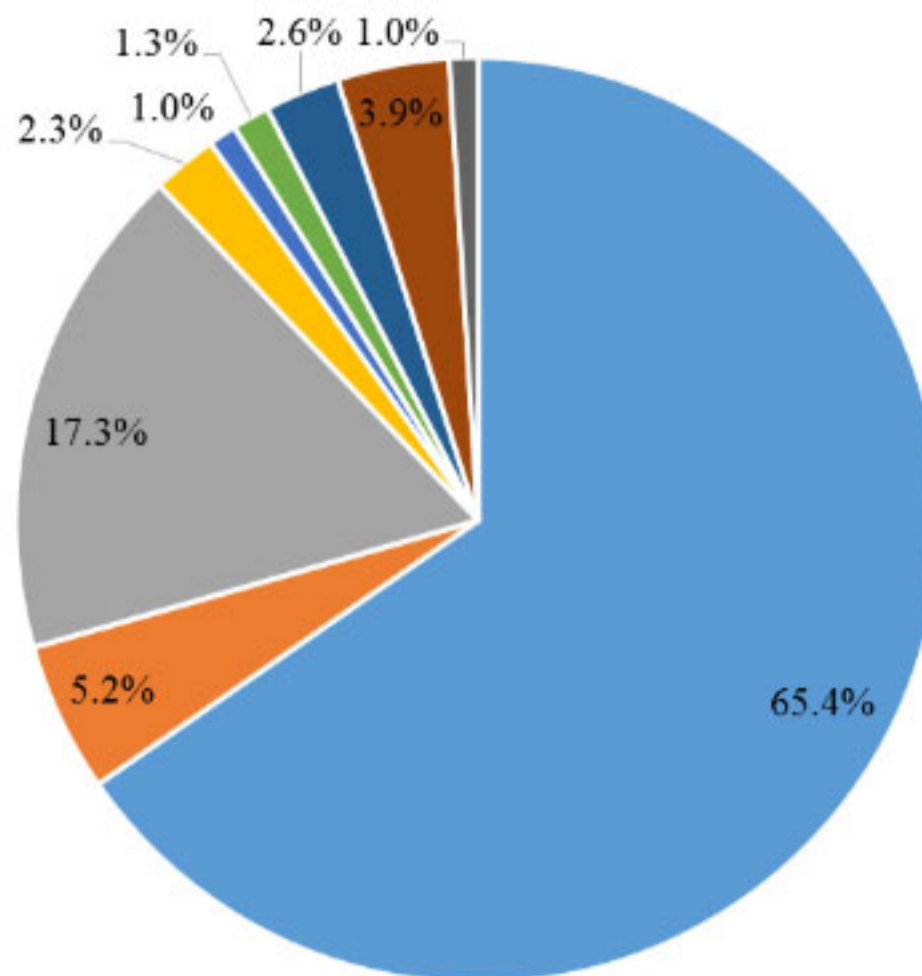


**Post-Graduation Plans [Footnote 1]**

---

	(%)
Accepted Full-Time Employment	65.4
Attending Graduate School	17.3
Seeking Employment	5.2
Other	3.9
Undecided	2.6
Seeking Graduate School Admission	2.3
Travel	1.3
Volunteer/Service Work	1.0
Serving in a Branch of the Military	1.0

- Accepted full-time employment (on average 30 hours or more per week)
- Seeking full-time employment
- Accepted to graduate or professional school on a full-time basis
- Seeking graduate/professional school admission
- Plan to travel (domestic or international)
- Plan to perform volunteer/service work
- Serving in a branch of the U.S. Military
- Undecided at this time
- Other (please describe)



[1] Of 415 students surveyed, 306 responded to this question in the survey (response rate: 73.7%)

### Annual Compensation [Footnote 2]

Mean Salary	Mean Signing Bonus	1 <sup>st</sup> Quartile	2 <sup>nd</sup> Quartile	3 <sup>rd</sup> Quartile	4 <sup>th</sup> Quartile
\$61,438.19	\$7,637.19	47,500	47,500-60,000	60,000-75,000	75,000-122,000

[2] Of 200 students that responded that they had accepted full-time employment, 166 students reported a positive annual base salary (response rate: 83%) and 95 reported a positive signing bonus (response rate: 57%). Mean, median, range, min and max taken across students reporting a non-zero amount to each question from 149 responses. Does not include stock, equity, retirement, other benefits.

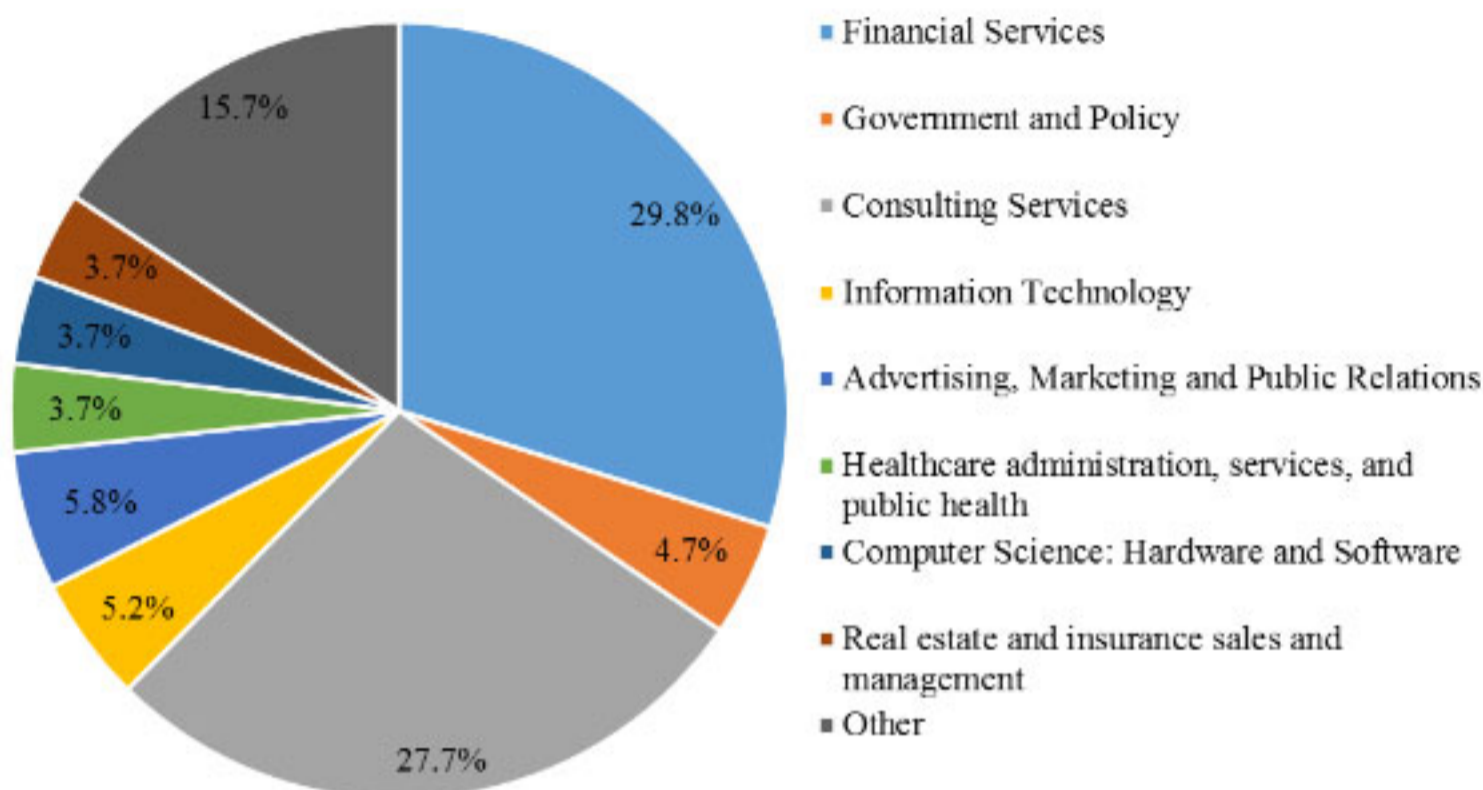
### **Distribution by Most Popular Employer Industry [Footnotes 3,4,5,6,7]**

---

<b>Industry</b>	<b>Number</b>	<b>(%)</b>
Financial Services	57	29.8
Consulting Services (Commercial and Federal)	53	27.7
Advertising, Marketing and Public Relations	11	5.8
Information Technology	10	5.2
Government and Policy	9	4.7
Healthcare Administration, Services, and Public Health	7	3.7
Computer Science: Hardware and Software	7	3.7
Real Estate and Insurance Sales and Management	7	3.7
Other	30	15.7



## Most Popular Employer Industry



[3] Of 200 students that reported that they had accepted full-time employment, 191 students reported the industry of employment (response rate: 95.5%). Students' reporting of industry is not always accurate.

[4] Comprises: Investment Banking, Management, Commercial Banking, other Financial Services

[5] Comprises: Government, Politics, and Public Policy/Think Tanks

[6] Comprises: Administrative and Support Services, Aerospace and Aviation, Communications, Consumer Goods, Product Sales, Defense Contractor, Education, Entertainment and Parks and Recreation, Energy, Entrepreneur, Human Resources, Manufacturing, Publishing, Military Service, Music, Religion, Sales, Travel and Tourism, and Other

[7] For group definitions, see footnotes in table

## **Employers**

The following employers have hired economics majors over the last four years (2012-2015). Many have hired multiple students each year. This data is self-reported by our students.

---

Accenture

ACG Professionals

Admiral Group plc

Advisory Board Group

Aero Nautical Radio of  
Thailand

Aldrich Capital Partners

Alkemy Inc.

AlphaSights

Altria Group

Altus Power Management

Alvarez and Marsal

Amazon.com

American Enterprise Institute  
(AEI)

Amerisphere

Analysis Group

Ann Inc. E-Commerce

Appian Corporation

Applied Predictive Technologies

Asia Policy Point

Association for Manufacturing  
Technology – AMT

AvalonBay Communities

AXA Advisors

Bain & Company

Bank of America Merrill Lynch

Barclays

Barret Johnson & Associates

Bates White Economic  
Consulting

Bayview Asset Management

BB&T

Berkeley Research Group

Bessemer Trust

Bloomberg

Blue Engine

Boeing Company

Booz Allen Hamilton Inc.

Bouvier International

Branksome Hall Asia



Brown Brothers Harriman

Bryanston School

Cambridge Associates

Cape Eleuthera Institute

Capgemini

Capital Group Companies

Capital One

CapTech Consulting

Cardinal Health

CGI

Chatham Capital Group

Choice Hotels International

C-III Capital Partners

Citigroup Inc.

Coleman Research Group

Compass Lexecon

comScore

Congressional Budget Office

Connelly Partners

Cooper Center for Public  
Service, Center for Economic  
and Policy Studies

Cornerstone Research

Corporate Executive Board

Counterpoint Consulting

Credit Suisse

Criterion Economics

Cvent

DC Energy

Dealersocket

Delicarnes S.A.

Deloitte LLP

Dish Network

Dollar Tree

Dominion Virginia Power

Drystone LLC

Duff & Phelps Corporation

Dynamics Search Partners

Eastdil Secured

Elm Talent Group

Envestnet

Epic Systems

Ernst & Young

FactSet Research Svstems Inc.

Fannie Mae

Federal Reserve Bank of New  
York

Federal Reserve Board

Federalist Society

Financial Technology Partners  
LP

First Investors

Flyer Mountain

Foulger-Pratt

Freddie Mac

FTI Consulting

Fuse Machines

GEICO



Gerson Lehrman Group (GLG)

Gibbs & Soell Business  
Communications (G&S  
Business)

Goldman Sachs

Google

Grant Thornton

Greenhill & Company

GSD Company

Guggenheim Partners

Hajoca

Hamilton Lane Advisors

Hanover Research

Health Diagnostics Laboratory,  
Inc.

Heidrick & Struggles

Helping Overcome Poverty's  
Existence (via Americorp)

Hickory Ground Solutions

Home Depot

Horizon Media

Houlihan Lokey

HSBC Investment Bank

IBM

ICAP North America, Inc

Incentive Technology Group

ING Financial Partners

InMobi

InnovateEDU

INOVA Health System

Insight Global

JPMorgan Chase

JBGR Retail

Jefferies & Company

JLL

Johns Hopkins Applied Physics  
Laboratory

Kaplan Test Prep

Karisimbi Business Partners

KCIC Consulting

Kforce

KPMG

Ladder Capital

Leo Burnett

Lewin Group

Littler Mendelson, P.C.

Local Politechs Strategies

Lockheed Martin

Macy's.com

Make-A-Wish Foundation

Markel Corporation

Marwood Group

MassMutual Greater Richmond

MBI, Inc.

McKinsey & Company

McMaster-Carr

MeadWestvaco (MWV)

Mercer

Merrill Lynch

Microsoft



Mizuho Bank Ltd

Mizuho Securities USA Inc.

Moelis & Company LLC

Monmouth School

MyLamp LLC

National Association of  
Attorneys General (NAAG)

Navigant Consulting, Inc.

Northrup Grumman  
Corporation

Novel Energy Solutions

Ogilvy & Mather

Old Edwards Inn and Spa

Oliver Wyman

Omnitek Consulting

Opower

Oracle Corporation

P/E Investments

Palantir Technologies

Peak6

PitchBook Data

PNC

Power Plan

PricewaterhouseCoopers (PwC)

Promontory Financial Group

Quantitative Investment  
Management (QIM)

Red Hat

Red Ventures

Reformed University

Resource Environmental  
Solutions

Ridgetop Research

Rimm-Kaufman  
Group/RKG/Merkle

Rolls-Royce North America

Rosenberg Economic Advisors

Santander

Schneider Associates

Self Employed

S-Game

Smathers and Branson

SNL Financial

Southern Development Homes

SRA International, Inc.

Stout Risius Ross

T. Rowe Price

Talener Group

Teach for America

TerrAlign

The SI

Tidewater Independent  
Schools Young Life

Tortoise Investment  
Management

Tower Strategy Group

Towers Watson

Trade Informatics

Trillium Trading, LLC



Turner Construction Company

UBS

Under Armour

United States Air Force

United States Army

United States Bureau of Labor  
Statistics

United States Department of  
Defense

United States House of  
Representatives

United States Navy

United States Senate

University of Virginia

University of Virginia Athletics

University of Virginia Global  
Internship Program

University of Virginia Health  
System

University of Virginia  
Internship Program

University of Virginia MD Cell  
Biology

Univision

Urban Institute

UVIMCO (UVA Investment  
Management Company)

Victory Packaging

Videology

Vivid Seats

Vorsight

Walt Disney World

Wells Fargo

Whereoware

White & Case

WWL-TV.com

Yahoo! Inc

## Graduate Schools

Our students have reported acceptance into the following graduate school programs.

---

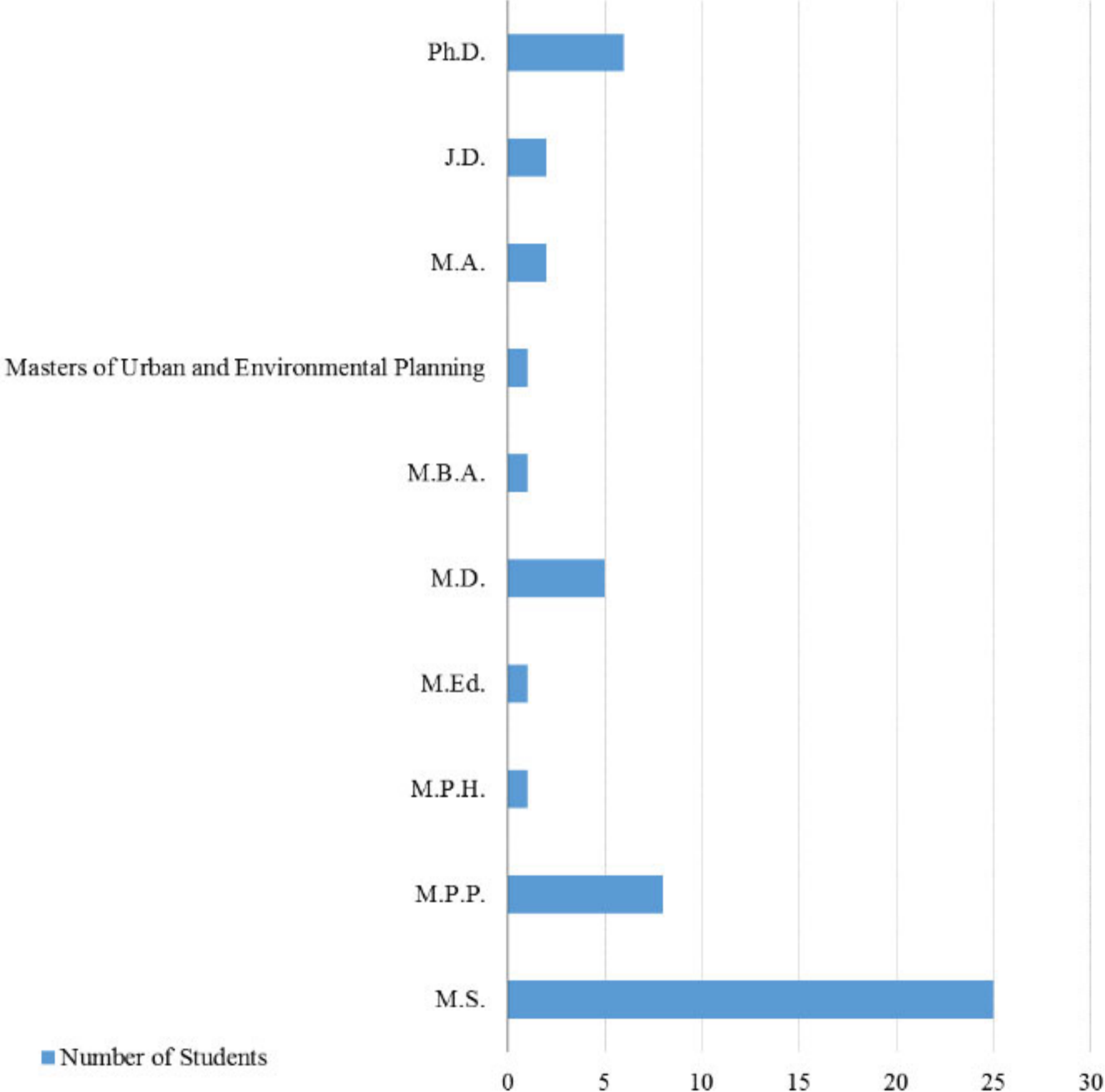
<b>School</b>	<b>Number of Students Attending</b>
Bowling Green State University	1
Columbia University	1
Cornell University	1
Duke University	2
Emory University	1
ESADE	1
Georgetown University	2
Ohio State University	1

Uniformed Services University of the Health Sciences	1
University of Arkansas	1
University of California--Berkeley	2
University of California--Los Angeles	1
University of Georgia	1
University of North Carolina--Chapel Hill	1
University of Notre Dame	1
University of Southern California	1
University of Virginia School of Medicine	2
University of Virginia--Architecture School	1

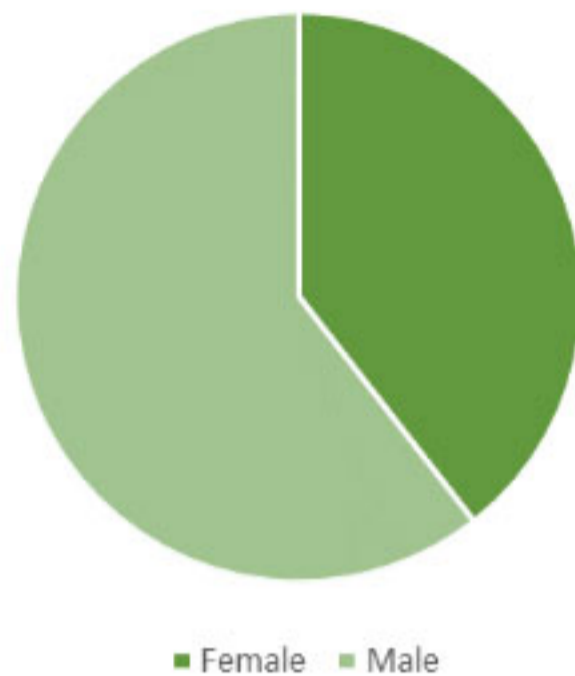


University of Virginia--Batten School of Leadership and Public Policy	8
University of Virginia--Curry School of Education	1
University of Virginia--Graduate School of Arts & Sciences	6
University of Virginia--McIntire School of Commerce	14
University of Virginia--School of Engineering and Applied Science	1
Virginia Commonwealth University	1

# Breakdown of Graduate School Attendance by Degree

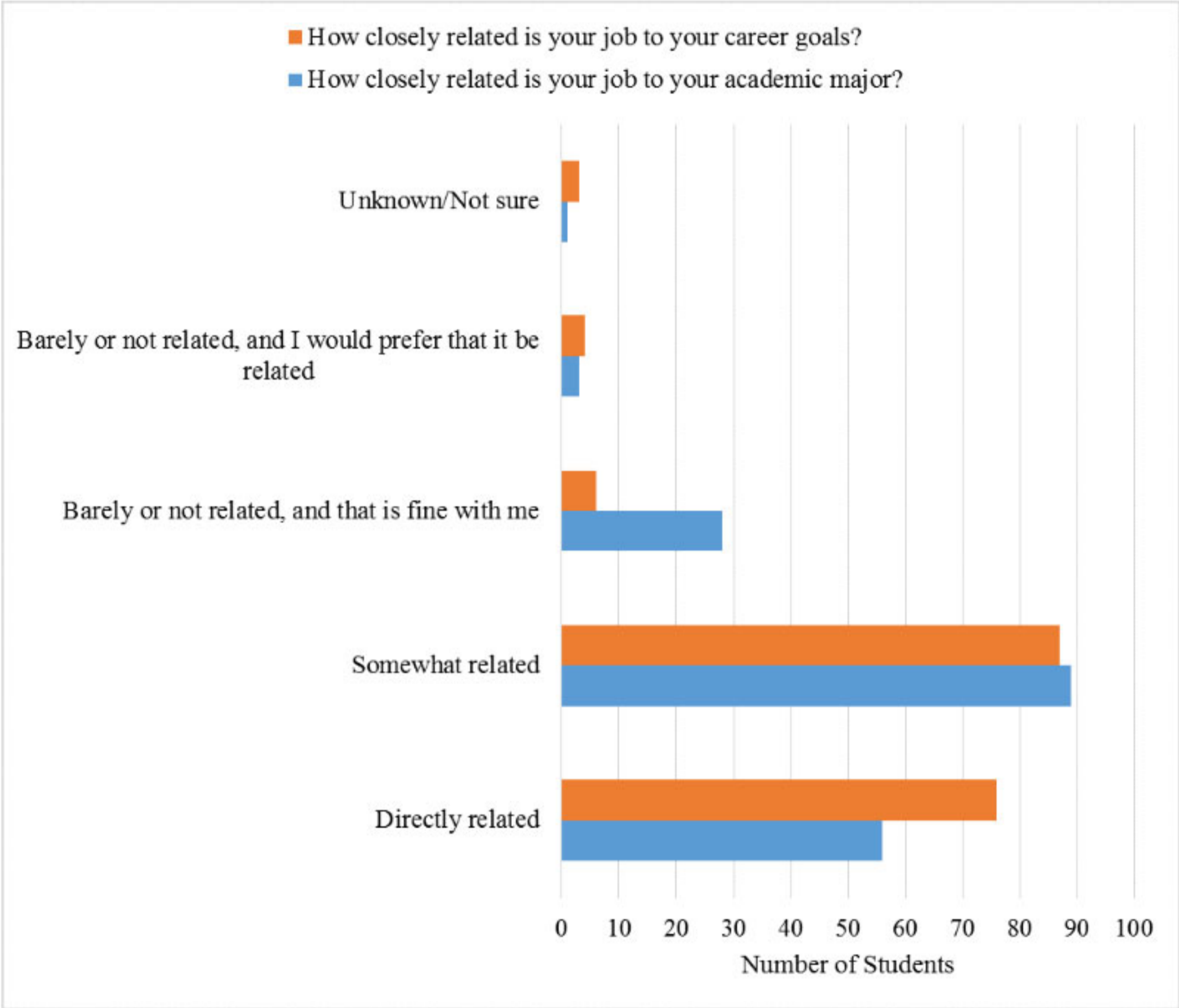


### Breakdown of Respondents by Gender [8]



[8] Data not available from students double majoring in commerce and economics. 285 students responded to this question. 112 female, 172 male. (39% women 60% male, 1% no reply) The class breakdown by gender was 149 women and 243 men. (38% female, 62% men). The response ratio almost mirrors the class gender demographics.

### Majors and Goals [10]



[10] Data not available for students double majoring in economics and commerce. 177 students responded to the first question and 176 students responded to the second.