

CLASS OF 2020



ECO

University of Virginia
Economics Career Office

FIRST DESTINATION REPORT



POST GRADUATION PLANS

Of the 431 Economics majors for which data is available, **76%** accepted employment, **18%** are attending graduate school, **0.7%** are volunteering or in the military, and **6%** are still looking.

AVERAGE SALARY

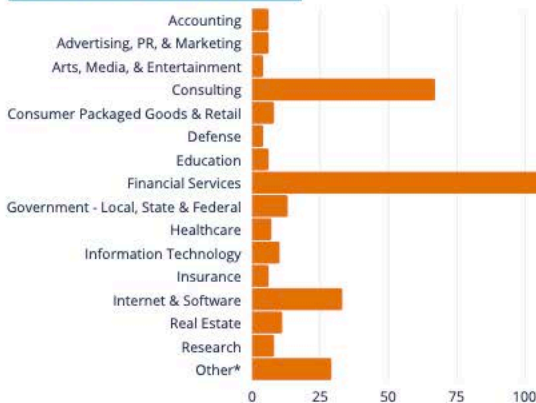
\$71,649

The average annual base salary is **\$71,649**. The median annual base salary is **\$70,000**.

Average signing bonus*: \$8,821

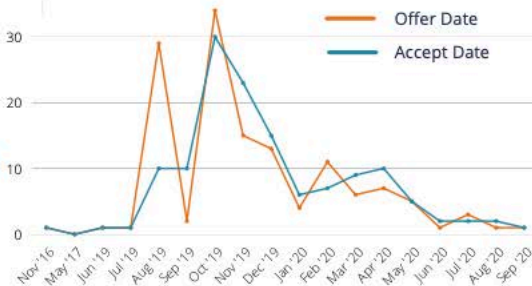
*based on 85 self-reported

EMPLOYER INDUSTRIES

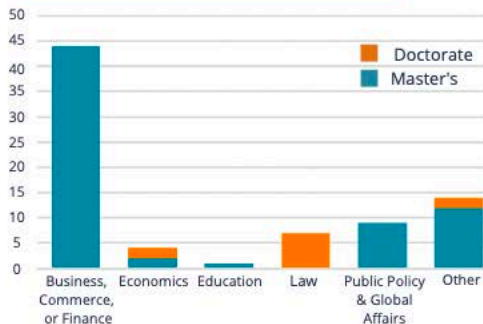


*Includes: Biotech & Life Sciences, Construction, Electronic & Computer Hardware, Farming, Ranching and Fishing, Human Resources, Manufacturing, Non-Profit, Oil & Gas, Politics, Sports & Leisure, Staffing & Recruiting, Tourism, Transportation & Logistics, and Utilities & Renewable Energy

JOB OFFER VS ACCEPTANCE TIMELINE



GRADUATE SCHOOL DISCIPLINES



* 237 out of 520 surveyed Economics majors reported their data to UVA's First Destination Report. For those who did not, the ECO undertook research to locate their post-graduation information through LinkedIn, Handshake, and email correspondence. We are reporting on information for 431 majors (83%) in total.

JOB FUNCTIONS



*Includes: Community & Social Services, Construction/Contracting, Customer/Technical Support, Environmental/Sustainability Management, Healthcare Services, Information Technology, Library Science, Recreation/Fitness, and Writing/Editing

CLASS OF 2020

FIRST DESTINATION REPORT

Completed 5.18.2021



ECO

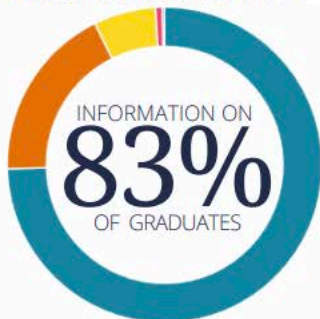
University of Virginia
Economics Career Office

CLASS OF 2020 FIRST DESTINATION STATISTICS

The following are next destination statistics and data for the undergraduate Class of 2020 as received by December 31, 2020. The report reflects first destinations outcomes of Economics majors. If you have any questions about the post-graduation plans of our undergraduate students, please contact Jennifer Jones in the Economics Career Office at jlh7b@virginia.edu.

These data are self-reported by our students and collected from sources such as LinkedIn and Handshake. Data from 431 out of 520 graduating students (83%) are referenced in the report.

POST-GRADUATION PLANS



Of the 431 Economics majors for which data is available, **76%** accepted employment, **18%** are attending graduate school, **0.7%** are volunteering or in the military, and **6%** are still looking.

SURVEY RESPONSE RATES

	Respondents	Response Rate
Total Survey Respondents	237	46%
Found Information On	194	37%
Have Information On	431	83%
Total Econ Majors	520	

POST GRADUATION PLANS

Accepted Employment	326	76%
Attending Graduate School	79	18%
Still Looking (Employment or Grad School)	28	6%
Other (Military or volunteering)	3	0.7%
Not Looking	1	0.2%
Total	431	100%

Note: 6 majors were both working and continuing education. Therefore, 6 is subtracted from the total to avoid double counting.

**520 majors were surveyed. 237 Economics majors reported their data. For those who did not, the ECO undertook research to locate post-graduation destination information about these majors. We are reporting on information for 431 majors in total.*

DISTRIBUTION OF EMPLOYERS ACROSS INDUSTRY

DISTRIBUTION OF EMPLOYERS ACROSS INDUSTRIES	Frequency	Percentage
Accounting	6	2%
Advertising, PR, & Marketing	6	2%
Arts, Media, & Entertainment	4	1%
Consulting	67	21%
Consumer Packaged Goods & Retail	8	2%
Defense	4	1%
Education	6	2%
Financial Services	106	33%
Government - Local, State & Federal	13	4%
Healthcare	7	2%
Information Technology	10	3%
Insurance	6	2%
Internet & Software	33	10%
Real Estate	11	3%
Research	8	2%
Other	29	9%
TOTAL	324	100%

*Includes: Biotech & Life Sciences, Construction, Electronic & Computer Hardware, Farming, Ranching and Fishing, Human Resources, Manufacturing - Other, Non-Profit - Other, Oil & Gas, Other Industries, Politics, Sports & Leisure, Staffing & Recruiting, Tourism, Transportation & Logistics, and Utilities & Renewable Energy

Note: Of 326 employed students, 159 self-reported employment industry. Students may often misrepresent the industry of their employer. We have industry information for 324 students and are using 324 as the total pool for this metric. (We researched industry when employment information was missing.)

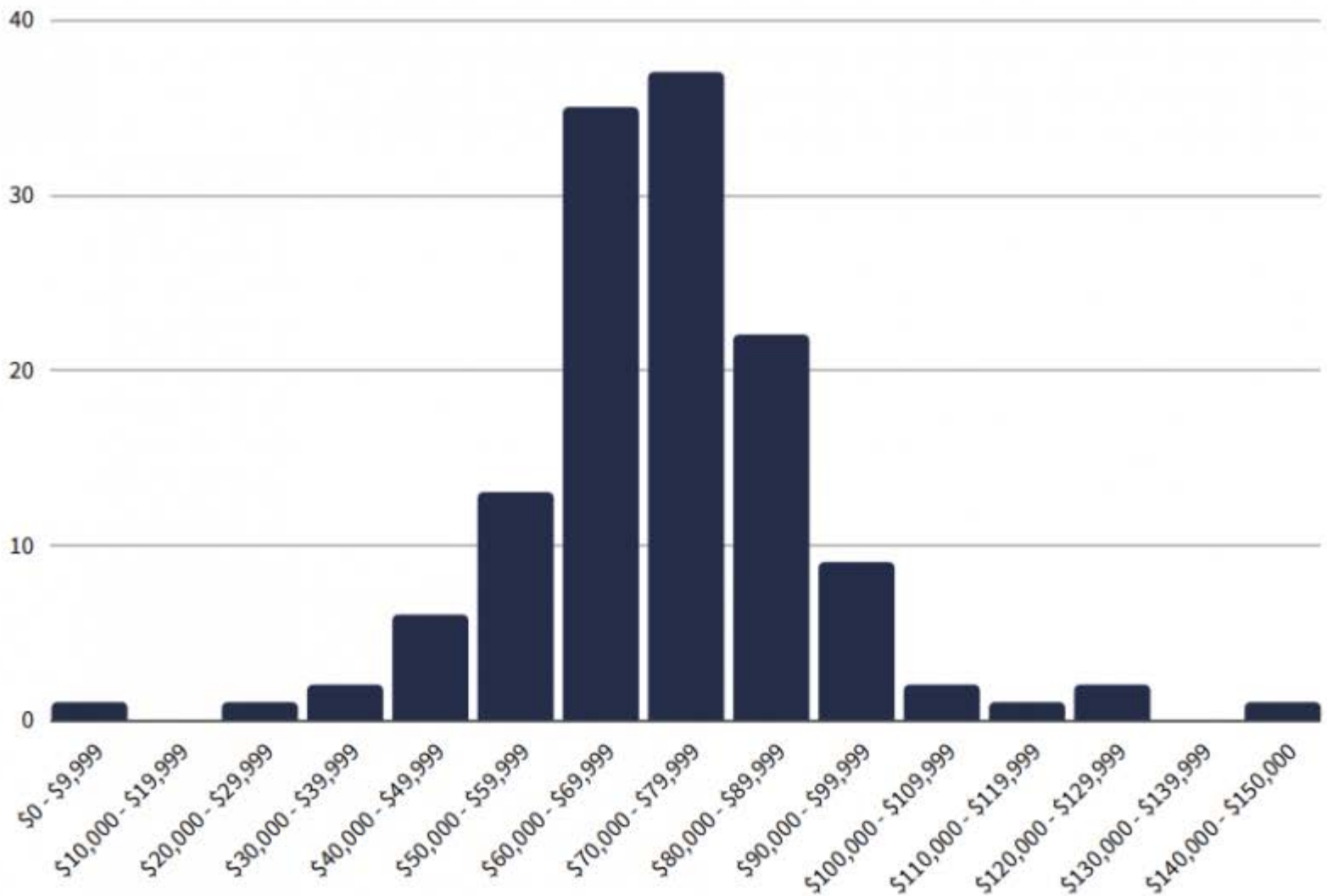
DISTRIBUTION OF JOB FUNCTION

DISTRIBUTION OF JOB FUNCTIONS	Frequency	Percentage
Administration & General Management	2	1%
Advertising, Marketing & PR	6	2%
Business Development & Sales	28	9%
Consulting	92	30%
Data & Analytics	23	7%
Education, Teaching or Training	5	2%
Engineering (Web/Software/Other)	14	5%
Finance	78	25%
Human Resources	6	2%
Legal	2	1%
Operations/Production	3	1%
Product/Project Management	8	3%
Purchasing	2	1%
Real Estate	4	1%
Research	13	4%
Other*	24	8%
Total	310	100%

*Includes: Community & Social Services, Construction/Contracting, Customer/Technical Support, Environmental/Sustainability Management, Healthcare Services, Information Technology, Library Science, Recreation/Fitness, and Writing/Editing

Note: Of 326 employed students, 152 self-reported job function. We have job function information for 310 students and are using the 310 number as the total pool for this measure.

DISTRIBUTION OF BASE SALARY



COMPENSATION

	Mean	Min	25th Percentile	Median (50th Percentile)	75th Percentile	Max
Base Salary	\$71,648.94	\$6,900	\$60,000	\$70,000	\$81,250	\$150,000
Bonus Amount	\$8,820.59	\$1,000	\$5,000	\$7,000	\$10,000	\$75,000

Note: Of 326 employed students, 132 self-reported a non-zero annual salary and 85 self-reported a non-zero bonus. The summary statistics above are calculated based on the respective totals.

AVERAGE SALARY

\$71,649 The average annual base salary is **\$71,649**. The median annual base salary is **\$70,000**.

Average signing bonus: **\$8,821**

Note: We caution year-over-year salary comparisons due to the disparity of number of salaries reported between 2019 and 2020.

EMPLOYER NAMES AND INDUSTRY

**Employer names and industries over the last 3 years. Some employers appear in multiple industries as reported by students.*

Accounting

Ernst & Young LLP (EY)*

Frontier, Inc.

KPMG LLP*

PricewaterhouseCoopers (PwC)*

Advertising, PR & Marketing

3Q Digital

Keybridge Communications

Merkle

PublicRelay*

Spotlight by MediaLink

Commercial Banking & Credit

Capital One*

Citizens Financial Group, Inc.*

Freddie Mac

Wells Fargo

Construction

Aegis Project Controls

Clark Construction Group

Guthrie Glass & Mirror

Kiewit

Whiting-Turner Contracting Company

Consulting

2nd Order Solutions

ABS Consulting

Accenture*

Accenture Federal Services*

AlphaSights

Ankura Consulting Group, LLC

Bain & Company*

Bates White Economic Consulting*

Booz Allen Hamilton*

Boston Consulting Group

CapTech

CGI*

Deloitte*

Ernst & Young LLP (EY)*

EY-Parthenon

FTI Consulting*

Grant Thornton Public Sector

Guidehouse

Kalman & Company, Inc.

KPMG LLP

MAXIMUS*

McAllister & Quinn

Oliver Wyman

Premium Service Brands

PricewaterhouseCoopers (PwC)*

Prophet

Quid

The Brattle Group

Venture For America

ZS Associates

Consumer Products & Retail

Anheuser-Busch*

Altria*

Belk, Inc.

Cargill

CarMax

Wayfair*

Education

Community of Madrid

FirstLine Schools

Israel Outdoors Next

Kaplan

Weill Cornell Medicine

Yale School of Management

Financial Services

Aon

Ascend Collateral

Boston Private

Caliber Home Loans, Inc.

Fannie Mae*

Hansen-Holm

McAdam Financial

Square One Credit Management

Truist

UBS

Government & International Affairs

U.S. Department of Defense

Federal Reserve Bank of St. Louis

Federal Reserve Board*

Manhattan District Attorney's Office

U.S. Department of Veterans Affairs

U.S. Small Business Administration

U.S. Attorneys' Office for the Southern

District of New York

U.S. Postal Service

Virginia State Corporation Commission

World Bank Group

Healthcare

MAXIMUS*

NationsHearing

Oxeon Partners

Torch Technology

UnitedHealth Group

UVA Medical Scribe Program

Valley Health

Information Technology & Services

Accenture*

AlphaSights*

Coastal Cloud

GLG

i360

IBM*

MITRE Corporation

Insurance

Allianz Partners

Arch Capital Group Ltd.

GEICO

Genworth

Marsh & McLennan Agency

Third Point Reinsurance

Internet & Software

Amazon*

Appian Corporation*

Ballast Lane Applications, LLC	Guggenheim Partners*	Campus2City
Bennie	Investure	CapCenter
Bob's Watches	Lazard Asset Management	CoStar Group*
ByteDance*	Level Equity	CRC Companies
Calero-MDSL	PA Capital	JLL
CapTech Ventures, Inc.	Private Advisors	Kettler
Clarabridge	Public Financial Management (PFM)	The UIP Companies, Inc.
CoStar Group	Raymond James	Ziman Development, Inc.
Epic*	Rothschild & Co	Research
Facebook	Steele Creek Investment	Blackpeak
Mastercard	Management - Moelis Asset	Commonwealth Computer
Memo	Management	Research, Inc.
Microsoft*	The Legacy Foundation, LLC	Gartner
PitchBook Data, Inc.	UBS	Hanover Research
Red Hat	University of Virginia Investment	Health Care Cost Institute
Red Ventures*	Management Company	National Institutes of Health
Riot Games	Walker & Dunlop	The Ragon Institute of MGH, MIT
Scale AI	Wells Fargo	and Harvard
Signal Vine	WI Harper Group	Virginia Museum of Culture and
SnapClose	Wolverine Trading	History
Teachers Pay Teachers	Wunder Capital	Venture Capital
Tencent	Investment Banking	ESM Ventures
The Ambia Fund	Baird	Roark Capital
WalletHub	Bank of America	Other
Wayfair*	Barclays Investment Bank*	Alaska Mountain Guides
Yext	Citi	Adventures
Asset/Investment/Portfolio	Cowen and Company	ART SHE SAYS
Management	Credit Suisse*	Axon
49 Financial*	District Capital Partners	BNSF Railway
Aksia, LLC	Evercore*	CIEE Council on International
Alpine Investors*	Goldman Sachs	Educational Exchange
Altamont Capital Partners	Harris Williams*	Convergenz
AXA Investment Managers	Imperial Capital, LLC	CDW
Bank of America	Jefferies, LLC	Elevate Smart Grants for Powerful
Bay Crest Partners	JPMorgan Chase & Co.*	Social Change
Bessemer Trust	KippsDeSanto & Co.*	HiberCell
BlackRock	Needham & Company	LawIQ
Brown Brothers Harriman	RBC Capital Markets	L3Harris Technologies
Cambridge Associates	Santander US	Naval Surface Warfare Center
Commonwealth Financial Network	Shot Tower Capital	Dahlgren Division
Dimension Fund Advisors	Stifel Financial	Northrop Grumman
DoubleLine	Wye River Group, Inc.	PlayOn! Sports
Dyson Capital Advisors	Real Estate	Police Assisted Addiction & Recovery
Greensill Capital	Avison Young	Initiative (PAARI)

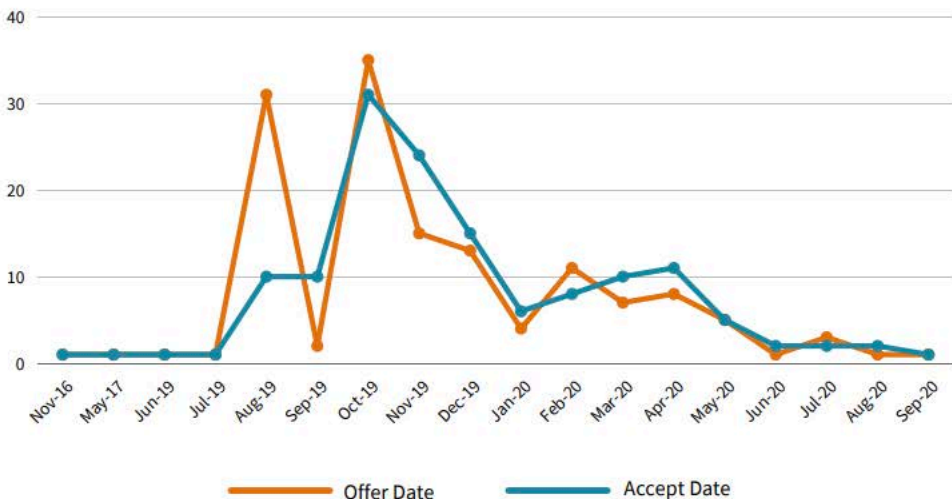
Pono Grown Farm
Port 32 Marinas
Resistance Labs
ROCS Grad Staffing
Ryan, LLC.
Safe Deposit Co.
SeaWorld Parks & Entertainment
Sigora Solar
Systems Planning and Analysis, Inc.
Teach for America*
The Associate Press
True Search
Virginia Department of Transportation
Wood Personel Services
Xometry

*More than 1 graduate was hired.

EMPLOYMENT OFFER TIMELINES

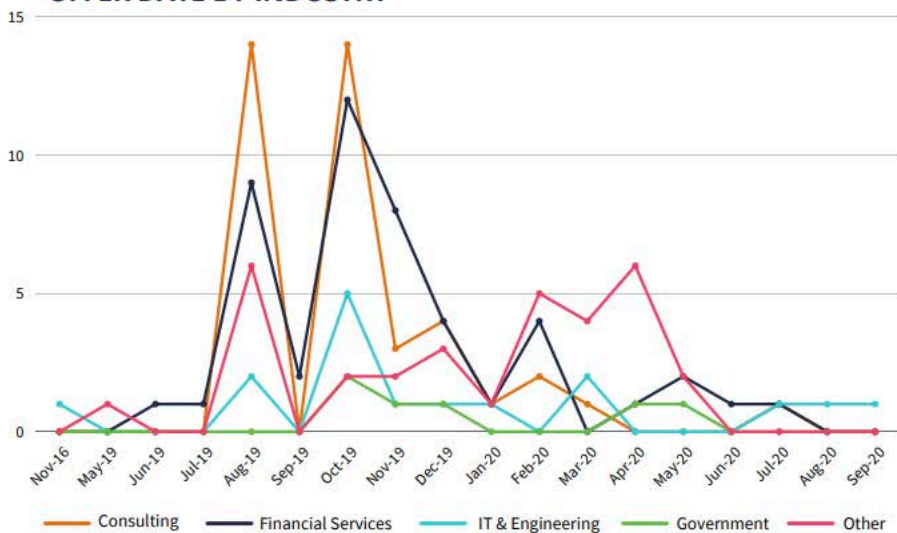
Of 326 employed students, 141 self-reported offer and acceptance dates. The following charts reflect data reported by 141 students.

OFFER vs ACCEPTANCE TIMELINE

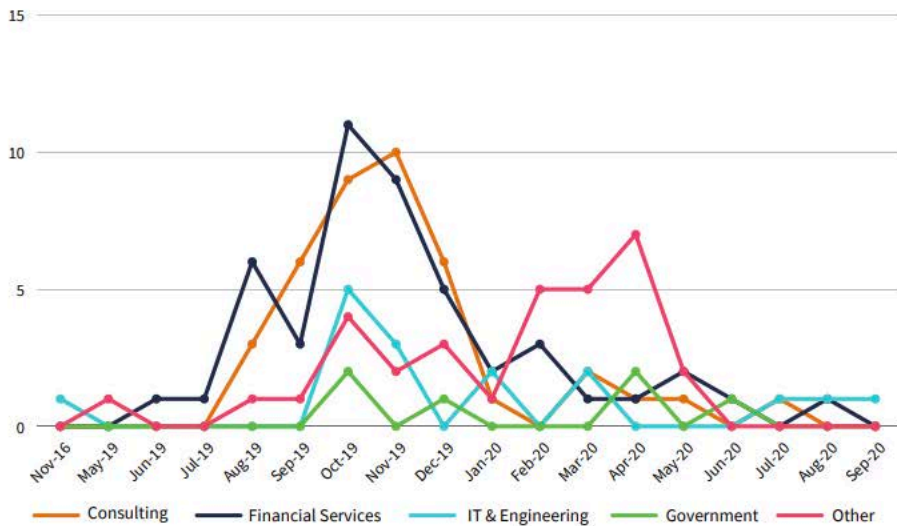


In comparing year-over-year data, offers were extended later for more graduates than in past years.

OFFER DATE BY INDUSTRY



ACCEPT DATE BY INDUSTRY

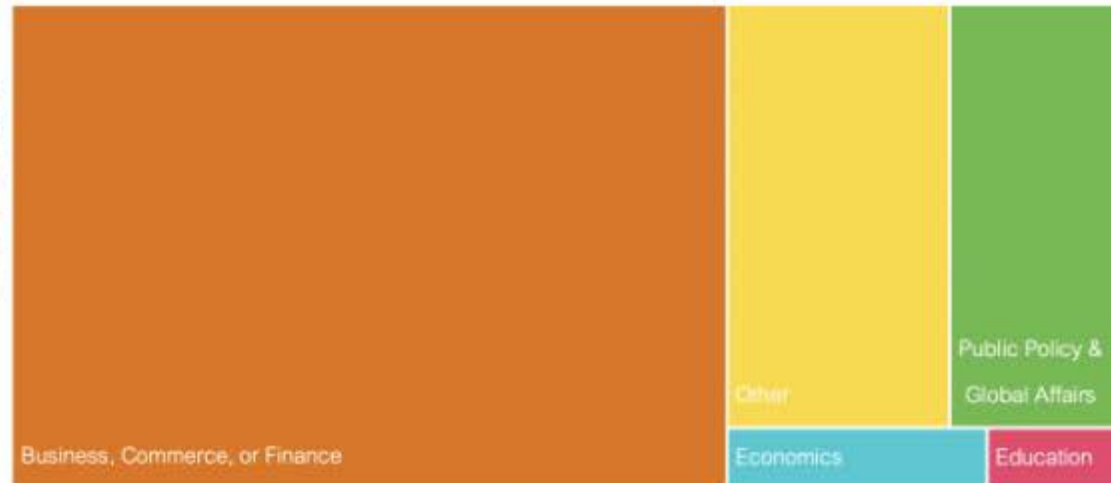


GRADUATE SCHOOL

GRADUATE SCHOOL DISCIPLINES

Master's Degrees

Out of **68** students seeking Master's degrees, **44** are enrolled in the field of Business, Commerce, or Finance; **9** are enrolled in Public Policy & Global Affairs; **2** are enrolled in Economics; **1** is enrolled in education and **12** enrolled in other fields.



Doctorate Degrees

Out of **11** students seeking Doctorate degrees, **7** are enrolled in the field of Law; **2** are enrolled in Economics; and **2** are enrolled in other fields.

DISCIPLINES	Doctorate (JD for Law; MD for Medicine)		Master's	Total
Business, Commerce, or Finance			44	44
Data Science			4	4
Education			1	1
Economics	2		2	4
Law	7			7
Medicine	1			1
Public Policy & Global Affairs			9	9
Statistics			4	4
Other	1		4	5
Total	11		68	79

*Includes: Evolution and Ecology, Health Management & Policy, Management Science & Engineering, Mathematics, and Music Industry

Note: Of 79 students attending graduate school, we have graduate school information for 79 students.

Our students have reported acceptance into the following graduate schools programs:

Continuing Education School	Continuing Education Level	Continuing Education Discipline
Carnegie Mellon University	Master's	Statistical Practice
Columbia University	Master's	Management Science & Engineering
Cornell University	Doctorate	Economics
Duke University	Doctorate	Economics
Duke University	Doctorate (JD)	Law
Duke University	Master's	Management Studies
Edward Via College of Osteopathic Medicine	Doctorate (MD)	Osteopathic Medicine
George Mason University	Doctorate (JD)	Law
George Mason University	Master's	Economics
George Washington University	Master's	Data Science
Georgetown University	Master's	Foreign Service
Georgetown University	Master's	Real Estate
London Business School	Master's	Financial Analysis
MIT	Master's	Finance
New York University	Doctorate (JD)	Law
New York University	Master's	Mathematics in Finance
Northwestern University	Master's	Integrated Marketing Communications
Oxford University	Master's	Financial Economics
Seton Hall School of Law	Doctorate (JD)	Law
State University of New York System-Stony Brook University	Doctorate	Evolution and Ecology
The University of Texas at Austin	Master's	Economics
Trinity College Dublin	Master's	Management
University of Florida	Master's	Information Systems & Operation Management
University of Michigan	Doctorate (JD)	Law
University of Pennsylvania	Master's	Data Science
University of Southern California	Master's	Music Industry

University of Sussex	Master's	Climate Change Development and Policy
University of Virginia *	Doctorate (JD)	Law
University of Virginia *	Master's	Commerce
University of Virginia *	Master's	Data Science
University of Virginia *	Master's	Health Management and Policy
University of Virginia *	Master's	Public Policy
University of Virginia *	Master's	Mathematics
University of Virginia *	Master's	Statistics
University of Virginia *	Master's	Education
University of Wisconsin-Whitewater	Master's	Business Administration
Vanderbilt University *	Master's	Finance
Wake Forest University	Master's	Accounting
William & Mary	Master's	Accounting
Total		

*More than 1 student was enrolled.