



December 2025

# CLASS OF 2021

## DESTINATIONS REPORT



ECO  
Edwin T. Burton Economics Career Office  
Department of Economics

# CONTENTS

CLASS OF 2021

DESTINATIONS REPORT

## Table of Contents

<i>Snapshot</i>	3
<i>Survey Response Statistics</i>	4
<i>Outcomes</i>	5
<i>Distribution of Employers by Industry</i>	6
<i>Distribution of Job Functions</i>	9
<i>Employer Names by Industry</i>	11
<i>Distribution of Base Salary</i>	14
<i>Distribution of Bonuses</i>	15
<i>Offer Accept Timeline</i>	16
<i>Continuing Education Disciplines</i>	17
<i>Continuing Education School, Program, Degree</i>	18

# CLASS OF 2021



ECO  
Edwin T. Burton Economics Career Office  
Department of Economics

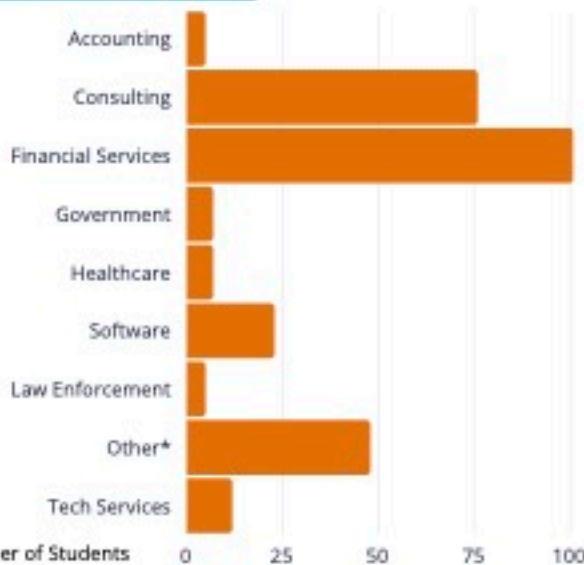
## DESTINATIONS REPORT SNAPSHOT



### POST GRADUATION PLANS

Of the 499 Economics majors who graduated, data is available for 397. Of this number **78%** accepted employment, **19%** were attending graduate school, **3%** were still looking, and **.2%** were volunteering.

### EMPLOYER INDUSTRIES



\*Includes: Aerospace, Advertising, PR, & Marketing, Construction, Defense, Education, Insurance, IT, Manufacturing, Military, Non-Profits, Other (as reported by students), Politics, Real Estate, Restaurants & Food, Sports & Leisure, Used Car, Government Contracting, and Healthcare Clinical

### JOB FUNCTIONS



\*Includes: Actuary, Advertising, PR, & Marketing, Business Development, CEO, Client Services, Customer/Technical Support, Education, Sustainability, Healthcare Services, Information Technology, Legal, Marketing, Other (as reported by students), Political Organizing, Quality Assurance, and Sales

### AVERAGE SALARY

**\$69,927**

The average annual base salary is **\$69,927**. The median annual base salary is **\$70,000**. 114 students reported salary.

**Average signing bonus**

**\$7,306**

85 students reported their bonus.

### GRADUATE SCHOOL DISCIPLINES

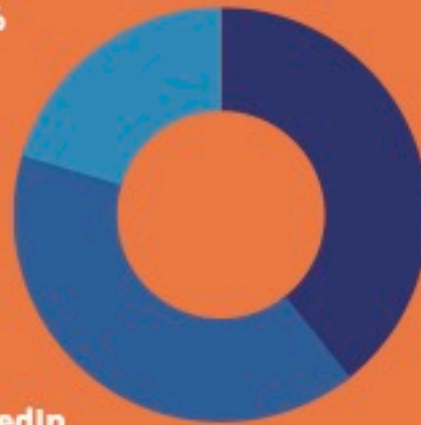


\*196 out of 499 surveyed Economics majors reported their data to UVA's First Destination Survey. For those who did not, the ECO undertook research to locate their post-graduation information through LinkedIn, Handshake, and email correspondence. We are reporting on information for 397 graduates (80%) in total.





Missing Info  
20.4%



Responded to Survey  
39.3%

Data sourced on LinkedIn  
40.3%

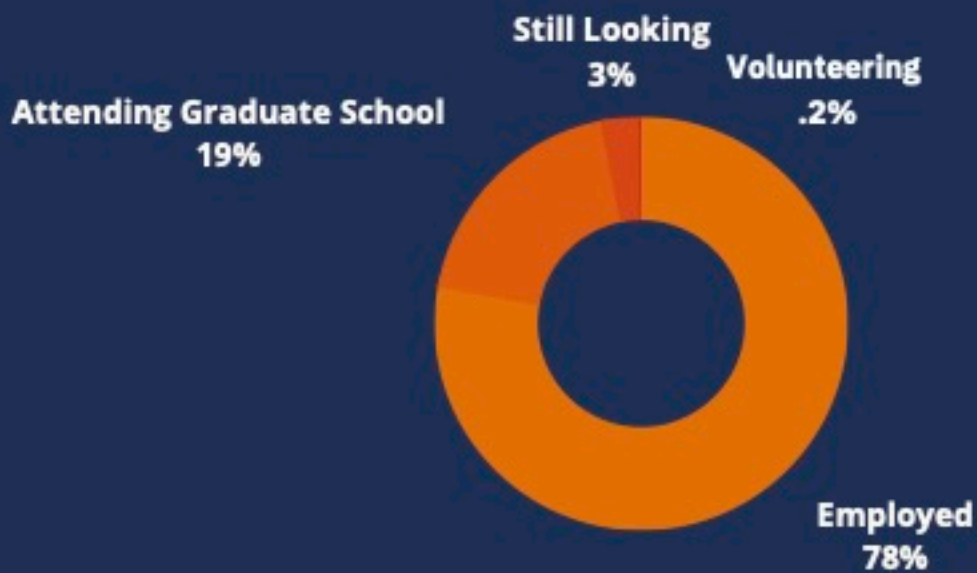
# CLASS OF 2021 SURVEY RESPONSE STATISTICS

Included in this report are the destinations statistics for the undergraduate Class of 2021. The report reflects the destinations outcomes of 499 graduating Economics majors. These data are self-reported by graduates through UVA's First Destinations Survey and collected also from LinkedIn between January 2021 and December 2021. If you have any questions about the post-graduation plans of our undergraduate economics alumni, please contact Jennifer Jones at [jlh7b@virginia.edu](mailto:jlh7b@virginia.edu). (Economics majors may double major in other disciplines.)

Dataset	Respondents	Response Rate
Responded to Survey	196	39.3%
Data Sourced from LinkedIn	201	40.3%
No outcome info available	102	20.4%
<b>Total Economics Majors</b>	<b>499</b>	<b>100%</b>



# OUTCOMES FROM THE DATASET



Outcome	% of Graduates
Employed	78%
Attending Graduate School	19%
Still Looking	3%
Volunteering	.2%
<b>Total Economics Majors with Data Known</b>	<b>100%</b>

The table includes outcomes information for 397 graduates, 196 who self-reported data outcomes and 201 graduates whose data were sourced on LinkedIn. 100% total not reached due to rounding numbers.

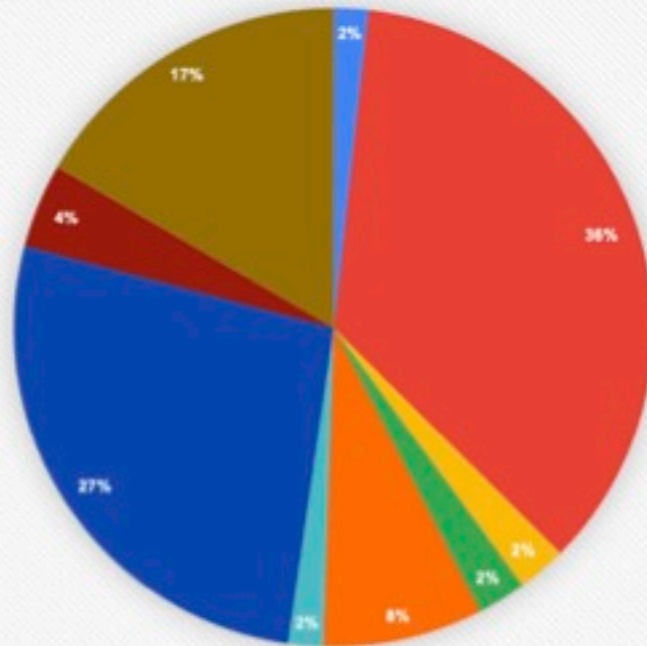


# Distribution of Employers by Industry

DISTRIBUTION OF EMPLOYERS BY INDUSTRY	FREQUENCY	PERCENTAGE
Accounting	5	2%
Consulting (Economic, Management, Government, Scientific, Technical IT)	76	27%
Financial Services	101	36%
Government (Local, State, Federal)	7	2%
Healthcare (non-clinical)	7	2%
Internet & Software	23	8%
Legal & Law Enforcement	5	2%
Other (see next page)	47	17%
Tech Services	12	4%
<b>Total</b>	<b>283</b>	<b>100%</b>

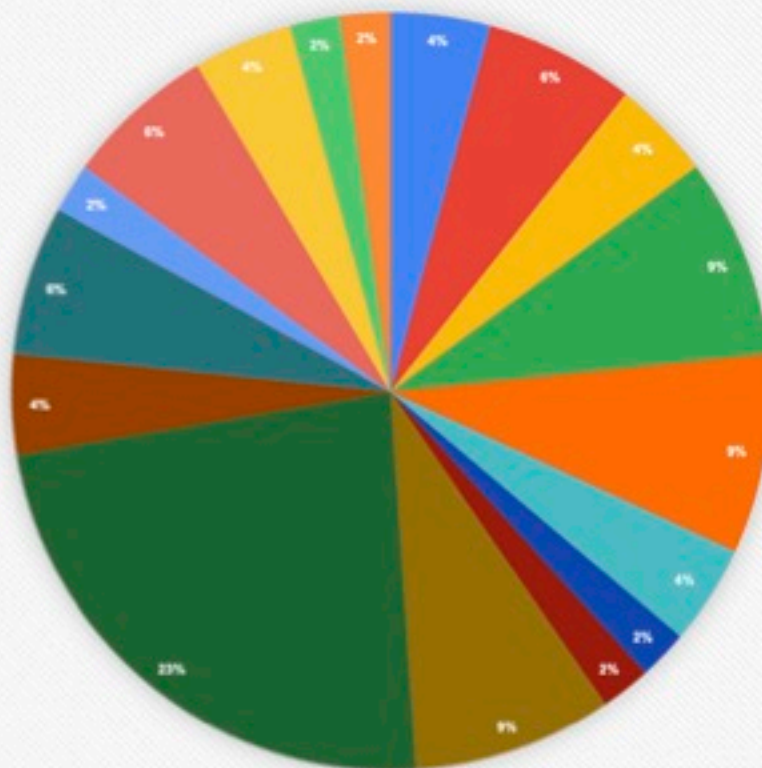


### Distribution of Employers by Industry



- Accounting
- Financial Services
- Government - Local, State, Federal
- Healthcare
- Internet and Software
- Legal & Law Enforcement
- Consulting
- Tech Services
- Other\*

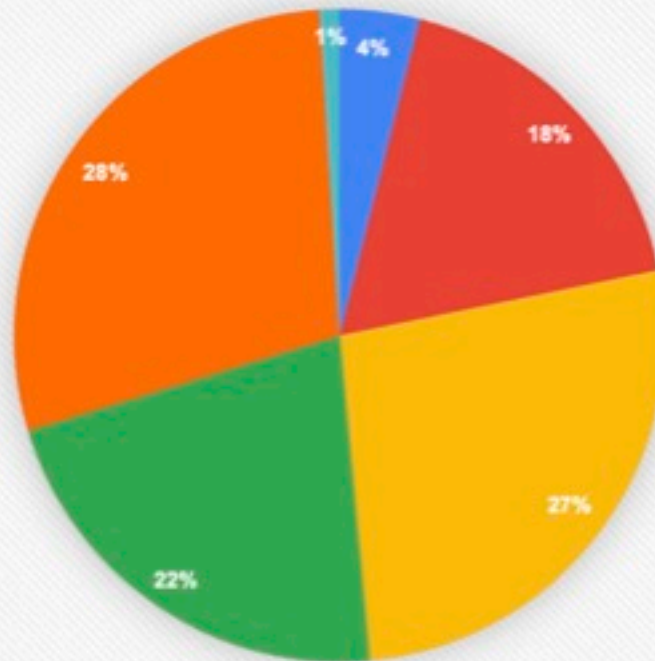
### Other Industries\*



- Aerospace
- Advertising, PR, & Marketing
- Construction
- Defense
- Education
- Insurance
- IT
- Manufacturing
- Non-Profit
- Other (As reported by students)
- Police
- Real Estate
- Restaurants and Food
- Sports & Leisure
- Used Car
- Government Contracting
- Healthcare Clinical

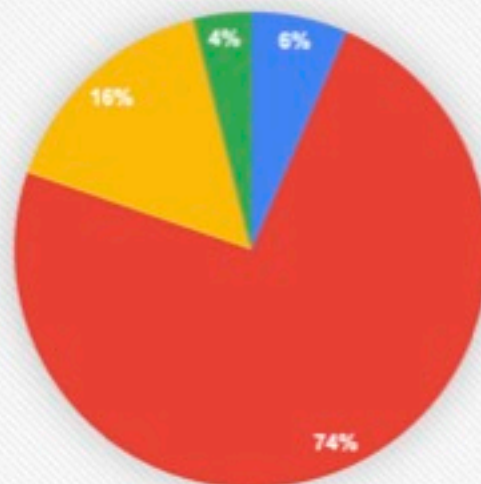
\*Fewer than 5 students reported working in each of these industries.

### Financial Services: Distribution by Sub-Industry (36% of all jobs)



- Asset Management
- Commercial Banking & Credit
- Financial Services (as reported)
- Investment/Portfolio Management
- Investment Banking
- Mortgage

### Consulting: Distribution by Sub-Industry (27% of all jobs)



- Government - Consulting
- Management Consulting (Economic and Litigation Consulting included)
- Scientific and Technical Consulting
- IT Consulting

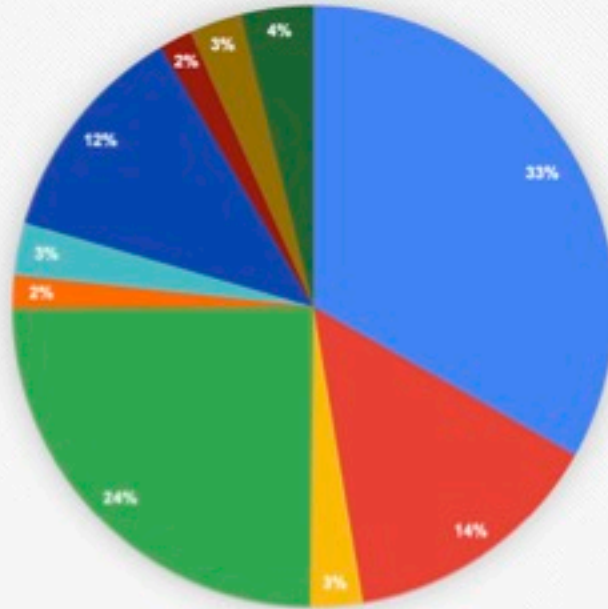




# Distribution of Job Functions

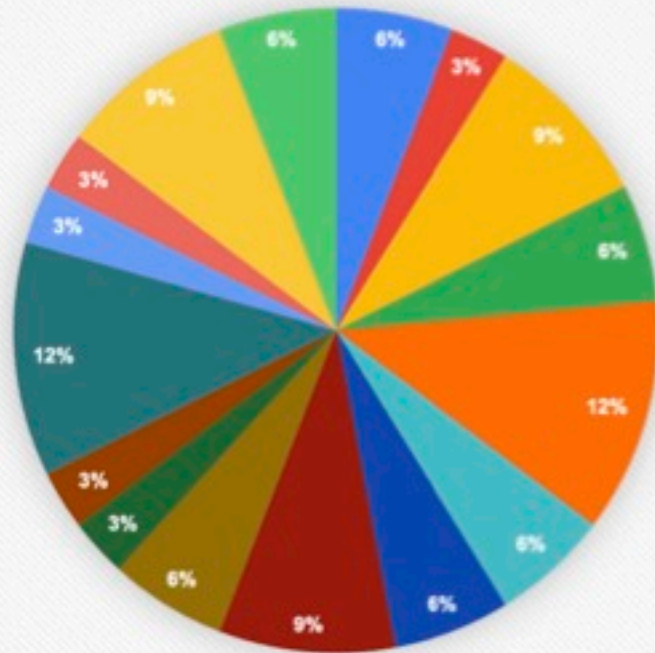
DISTRIBUTION OF JOB FUNCTIONS	FREQUENCY	PERCENTAGE
Consulting	94	33%
Data & Analytics	40	14%
Engineering -- Web/Software	8	3%
Finance	70	24%
General Management	5	2%
Operations/Production	8	3%
Other (see next page)	34	12%
Research	11	4%
Tech Services	5	2%
Unknown	8	3%
<b>Total</b>	<b>283</b>	<b>100%</b>

### Distribution of Employees Across Job Function



- Consulting
- Finance
- Other
- Research
- Data & Analytics
- General Management
- Product / Project Management
- Engineering – Web/Software
- Operations/Production
- Unknown

### Other\* (fewer than 5 students reported)



- Actuary
- CEO
- Education/Teaching/Training
- Information Technology
- Other (as reported by student)
- Sales
- Advertising, Media, & PR
- Client Services
- Environmental / Sustainability Mgmt
- Legal
- Political Organizing/Lobbying
- Business Development
- Customer/Technical Support
- Healthcare Services
- Marketing – General
- Quality Assurance



# Employer Names and Industry

## ACCOUNTING

EY LLP  
KPMG LLP  
Pipaya Partners  
RSM US LLP

## ADVERTISING, PR, MARKETING

Compadre  
Metric Theory  
MiQ

## AEROSPACE

Boeing Company  
Raytheon Technologies

## COMMERCIAL BANKING & CREDIT

Bank of America Merrill Lynch\*  
Cadence Bank  
Capital One†  
Federal Reserve Bank of Richmond  
Freddie Mac  
JPMorgan Chase & Co.  
Navy Federal Credit Union  
PennyMac Loan Services, LLC  
PNC Financial Services

## CONSTRUCTION

Clark Construction Group  
Structure Tone

## DEFENSE

L3Harris Technologies  
Naval Surface Warfare Center,  
Carderock Division (NSWCCD)  
SAIC

\*More than one graduate hired

## EDUCATION

Farrell Day  
Success Academy Charter Schools  
Teach For America  
UVA Office for Sustainability

## FINANCIAL SERVICES

ADP  
Bank of America Merrill Lynch  
Blue Bridge Financial  
Callahan & Associates  
Citi  
Colonnade Capital Partners LLC  
Creideas-CPS  
Econ One Research  
Eldridge  
Fannie Mae\*  
FAST  
Florida Financial Advisors  
Freedom Bank of Virginia  
Houlihan Lokey  
KPMG  
M&T Bank  
Matheson Financial Advisors Inc.  
Maximus  
Morgan Stanley  
PFM  
Prudential Financial  
Raymond James  
S&P Global Market Intelligence  
Societe Generale  
Standard Chartered Bank  
Visa  
Wells Fargo\*  
Wincove Private Holdings

## GOVERNMENT/FEDERAL CONSULTING

Baker Tilly  
Deloitte  
EY LLP  
LMI

## GOVERNMENT - LOCAL, STATE, FEDERAL

Bank of Thailand  
Federal Deposit Insurance  
Corporation (FDIC)  
Federal Reserve Bank of Chicago  
IMG - Crown  
U.S. Department of Justice  
U.S. House of Representatives  
U.S. Navy

## HEALTHCARE

Cigna  
Integrated Dermatology  
MEDNAX  
RxLogix Corporation  
ScribeAmerica  
White Oak Healthcare Finance

## INSURANCE

Genworth  
China Taiping Insurance Holding  
Company





# Employer Names and Industry Cont.

## INTERNET & SOFTWARE

Amazon\*  
 Appian Corporation  
 Brightspot  
 ByteDance  
 Chainbridge Solutions  
 Clarabridge  
 Dispute  
 EGlobalTech  
 Epic\*  
 G3 Technologies, Inc.  
 Google, Inc.  
 LinkIt!  
 Logi Analytics  
 PunchOut2Go  
 Software AG  
 SS&C Eze  
 Tech Leader Solutions LLC  
 The Scene App  
 Vantaca  
 Ventera Corporation

## INVESTMENT/PORTFOLIO MANAGEMENT

BlackRock  
 DC Energy  
 Equitable Advisors  
 Florida Financial Advisors  
 Greenspring Associate  
 Hamilton Lane  
 Hudson Companies  
 ICR  
 JPMorgan Chase & Co.  
 McAdam Financially Advanced  
 \*More than one graduate hired

Millennium  
 Pennington Partners & Co.  
 PGIM Fixed Income  
 Stephens Group Asset Management  
 Strategic Investment Group  
 University of Virginia Investment  
 Management Company  
 Vanguard  
 Virginia Asset Management LLC

## INVESTMENT BANKING

Bank of America  
 Barclays  
 Credit Suisse  
 Deloitte  
 DNB Markets  
 Exos Financial  
 Goldman Sachs  
 Harris Williams  
 Jefferies, LLC  
 JPMorgan Chase & Co.  
 North Point Mergers and Acquisitions  
 Piper Sandler  
 Raymond James  
 Rothschild & Co  
 Stifel Bank  
 Stout  
 TAP Advisors  
 Truist  
 VRA Partners  
 Wells Fargo

## IT

CGI  
 IBM  
 Tata Consultancy Services

## LEGAL/LAW ENFORCEMENT

Herbert S. Rosenblum, PC  
 McDermott Will & Emery  
 Regan Zambri Long  
 Roffman Horvitz  
 Troutman Pepper

## MANAGEMENT CONSULTING

Above Green  
 AlphaSights  
 Altman Solon  
 Ankura Consulting Group, LLC†  
 Bain & Company  
 Bates White Economic Consulting†  
 Berkeley Research Group†  
 Booz Allen Hamilton  
 Boston Consulting Group  
 Capco  
 Charles River Associates\*  
 Creative Systems and Consulting  
 CrossCountry Consulting  
 Deloitte  
 Edgeworth Economics†  
 FTI Consulting†  
 Guidehouse  
 Integrity Risk International  
 International Consulting Associates  
 Mastercard Advisors  
 McKinsey & Company  
 Mercer  
 Myers-Holum, Inc.  
 NERA Economic Consulting†  
 Oliver Wyman

†Economic and Litigation Consulting  
 Page 12



## Employer Names and Industry Cont.

### MANAGEMENT CONSULTING cont.

PwC  
PYA  
ScottMadden Inc  
Springhill Consulting Group  
Washington Business Dynamics, LLC  
ZS Associates

### MANUFACTURING

Keystone Industries

### MORTGAGE

NewDay USA

### NON-PROFIT

ICFA Society  
Institute for East African Councils on  
Higher Education  
Madison House  
The American Legion  
University of Virginia\*

### OTHER

Captain Experiences  
Carter Machinery  
Hanover Research  
Kimley-Horn  
NT Concepts  
OneRising  
Trafigura

### POLITICS

Democratic Party of Virginia  
The Heritage Foundation

### REAL ESTATE

Altus Group  
Asia Pacific Land  
Colliers

### SCIENTIFIC/TECHNICAL CONSULTING

Capgemini America Inc.  
CapTech  
Cornerstone  
EY LLP  
Quadrant Strategies  
SHINE Systems  
Teledyne Technologies

### SPORTS AND LEISURE

Dick's Sporting Goods  
Minnesota Twins  
UBALL

### TECH SERVICES

Accenture Federal Services\*  
Apple  
Astraea  
CapTech Consulting  
EnergyWatch  
Flaire LLC  
IntegrityPro Consulting  
Qualtrics

Repeat

Spingboard  
Voxie

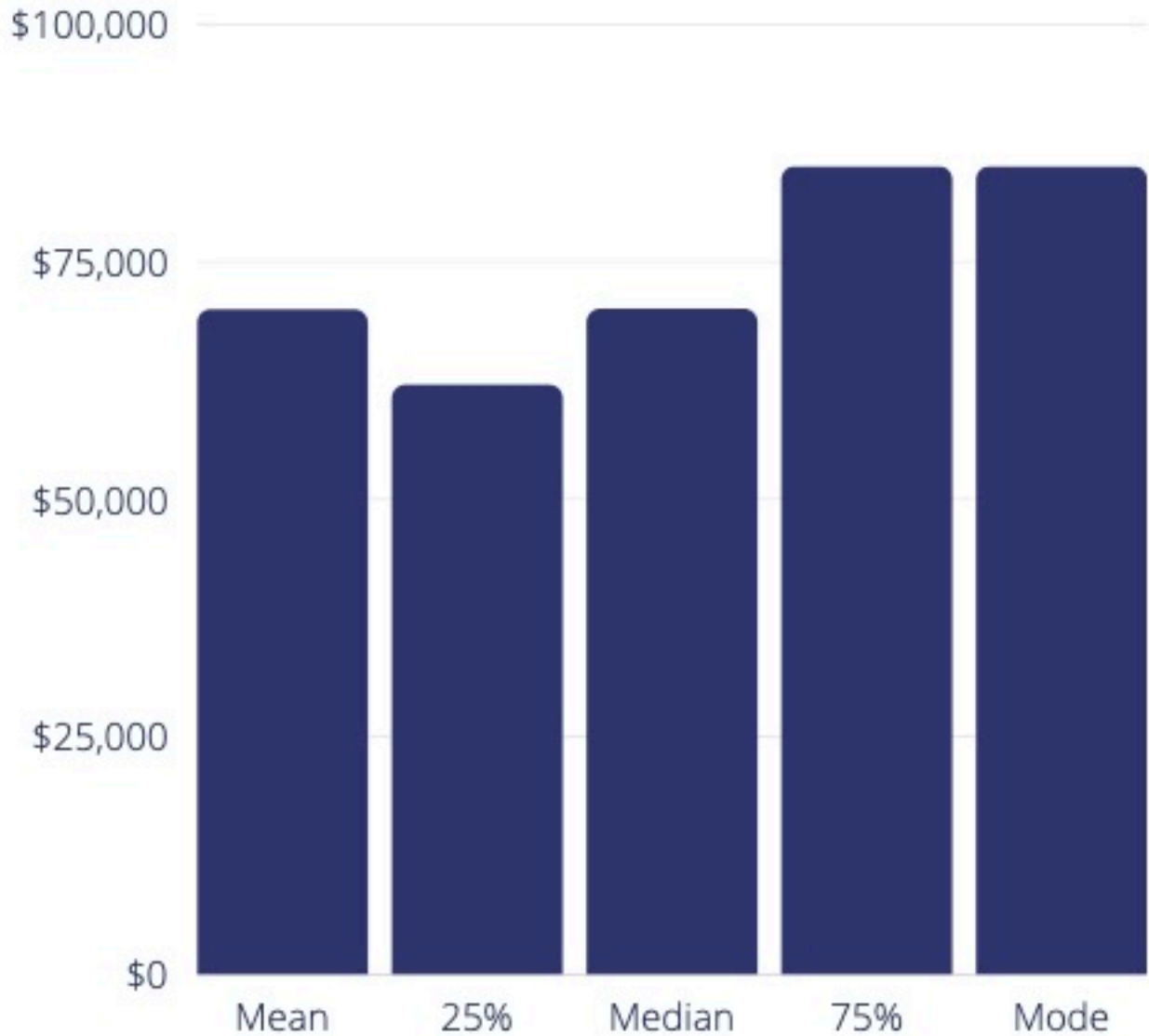
### USED CAR

CarMax

\*More than one graduate hired



# Distribution of Base Salary



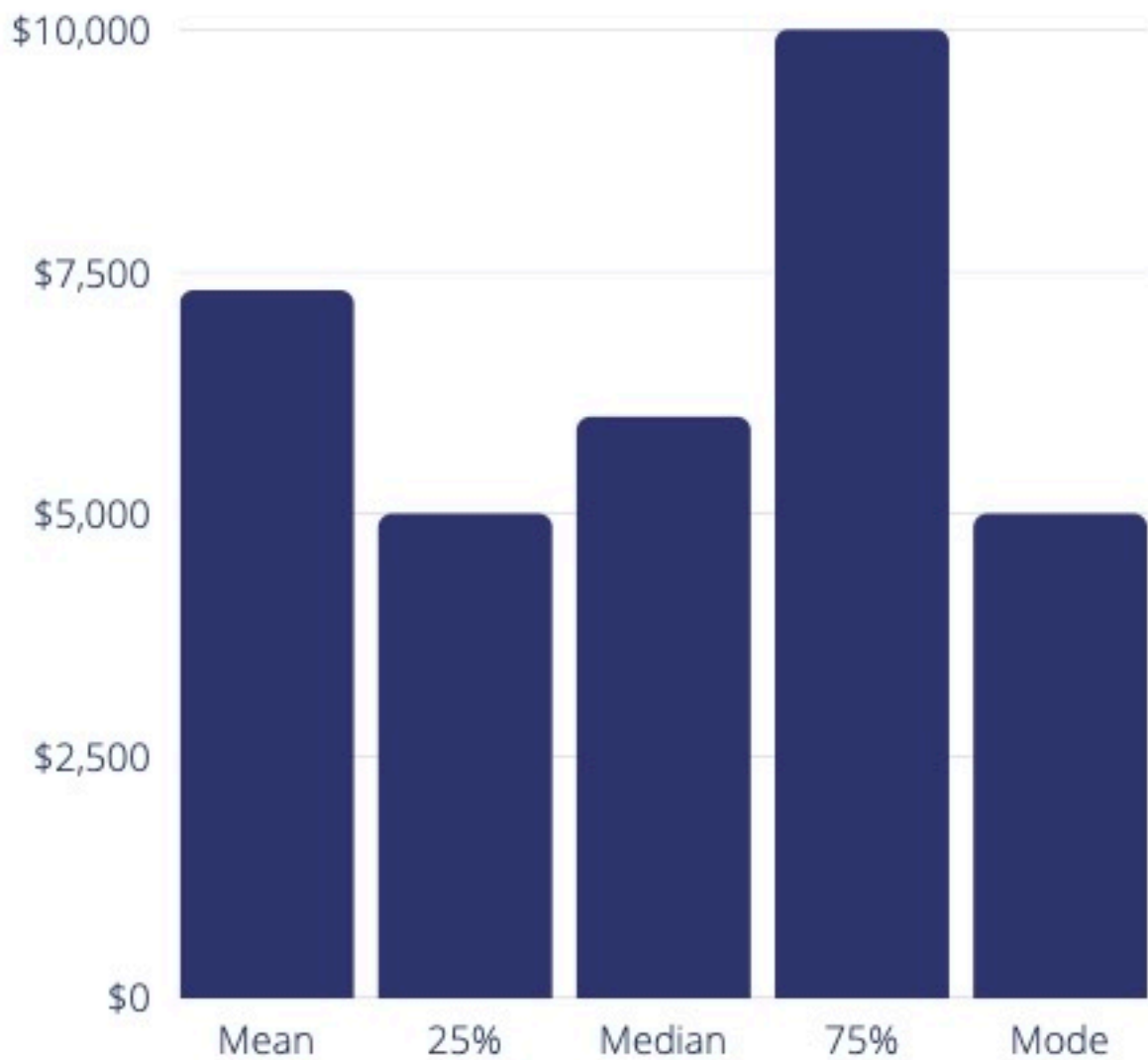
	Mean	25th	Med (50th)	75th	Mode
Base Salary	\$69,927	\$62,005	\$70,000	\$85,000	\$85,000

Data from 114 graduates who self-reported salary information on the First Destinations Survey





# Distribution of Bonuses

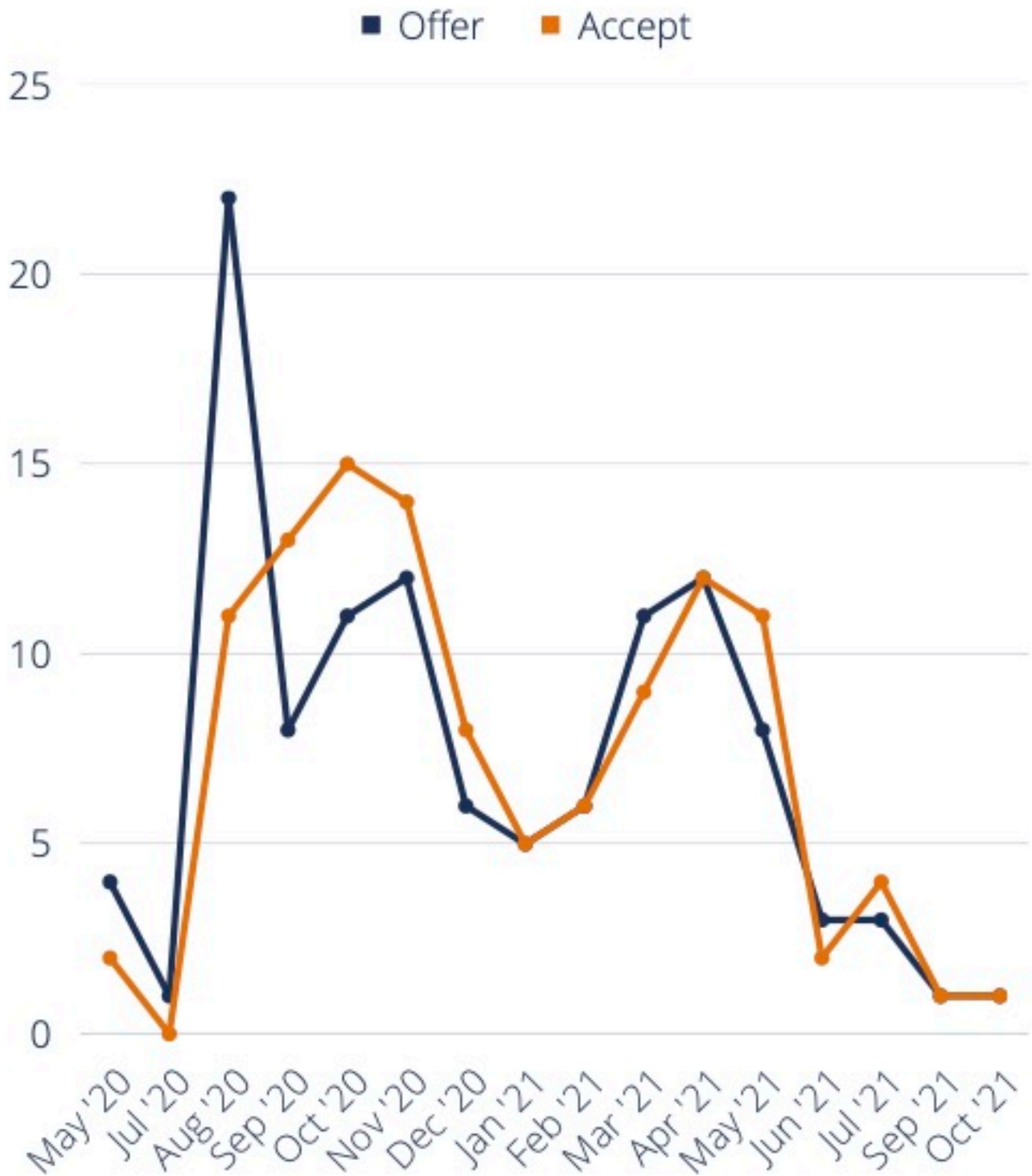


	Mean	25th	Med (50th)	75th	Mode
Bonus	\$7,306	\$5,000	\$6,000	\$10,000	\$5,000

Data from 67 graduates who self-reported bonus information on the First Destinations Survey



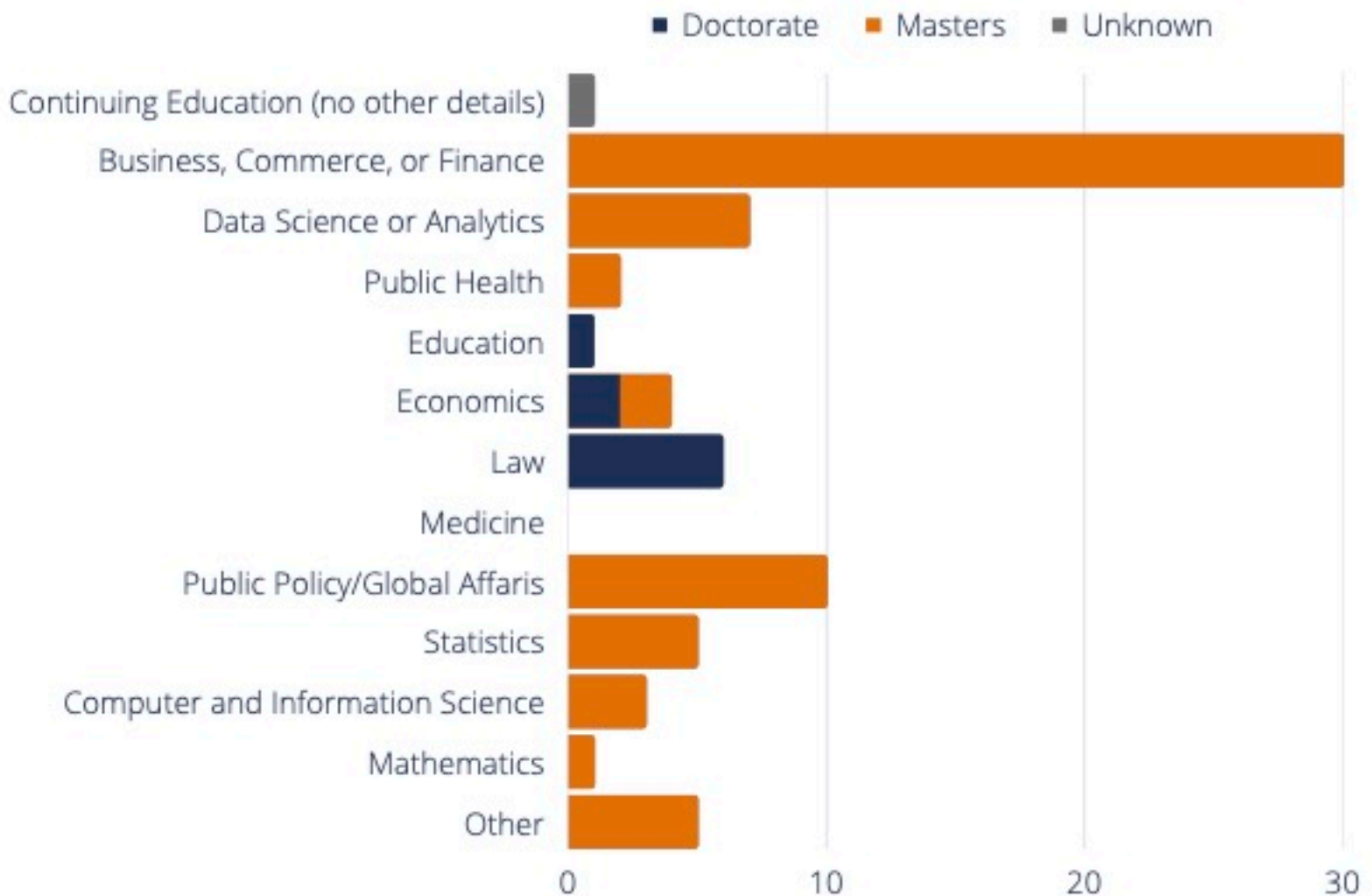
# Offer/Accept Timeline



Data from 114 graduates who reported when they were offered their full-time positions and when they accepted their jobs



## Continuing Education - Discipline



Of 397 graduates whose outcomes are known, 75 (19% of graduates) are continuing their education. Data reflects the degrees pursued, and on the next page is a list of higher education institutions attended.





## Continuing Education - School, Program, Degree

School	Program	Degree
Boston College Law School	Law	JD
College of William and Mary	Business Analytics	MS
College of William and Mary Law School	Law	JD
Columbia University	Quantitative Methods	MS
Columbia University	Business Analytics	MS
Columbia University	Mathematics	MA
Dartmouth Institute	Public Health	MPH
Duke Fuqua School of Business	Quantitative Management	MS
Duke University	Public Policy	MS
Duke University	Law	JD
Duke University	Statistics	MS
Georgia Institute of Technology	Analytics	MS
Georgia Institute of Technology	Bioinformatics	MS
Johns Hopkins University	Economics	PhD
New York University	Finance	MS
University of California Los Angeles	Computer Science	MS
University of California at Berkeley	Financial Engineering	MS
University of Cambridge	Philosophy	MPhil
University of Edinburgh	Entrepreneurship	MS
University of Minnesota	Economics	PhD
Notre Dame	Education	M.Ed.
University of Pennsylvania	Computer and Info Science	MS
University of South Dakota Knudson School of Law	Law	JD
University of Southern California	Fine Arts	MFA
University of Southern California Gould School of Law	University of Southern California Gould School of Law	JD



## Continuing Education - School, Program, Degree cont.

School	Program	Degree
University of Southern California	Data Science	MS
University of Texas at Austin	Economics	MA
University of Virginia School of Law	Law	JD
University of Virginia School of Data Science	Data Science	MS*
University of Virginia	Statistics	MS*
University of Virginia Frank Batten School of Leadership and Public Policy	Public Policy	MPP*
University of Virginia McIntire School of Commerce	Commerce	MS*
University of Virginia School of Education and Human Development	Social Studies	M.Ed.
University of Virginia School of Engineering and Applied Sciences	Computer Science	MS
University of Virginia School of Medicine	Public Health	MPH
Yale School of Management	Global Business	MS

\*More than one graduate