



December 2025

# CLASS OF 2022

## DESTINATIONS REPORT



ECO  
Edwin T. Burton Economics Career Office  
Department of Economics

# CONTENTS

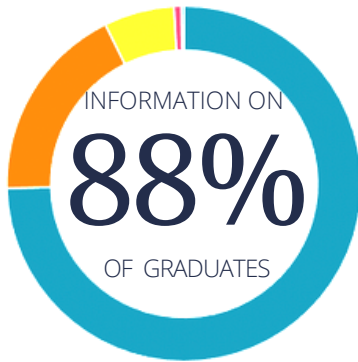
## CLASS OF 2022

### DESTINATIONS REPORT

# Table of Contents

|   |    |
|---|----|
| <i>Snapshot</i>                               | 3  |
| <i>Outcomes</i>                               | 4  |
| <i>Distribution of Employment by Industry</i> | 5  |
| <i>Distribution of Job Functions</i>          | 8  |
| <i>Employer Names by Industry</i>             | 10 |
| <i>Distribution of Base Salary</i>            | 14 |
| <i>Distribution of Bonuses</i>                | 15 |
| <i>Offer Accept Timeline</i>                  | 16 |
| <i>Continuing Education by Discipline</i>     | 17 |
| <i>Continuing Education by School/Program</i> | 18 |
| <i>Survey Response Statistics</i>             | 20 |

## DESTINATIONS REPORT SNAPSHOT

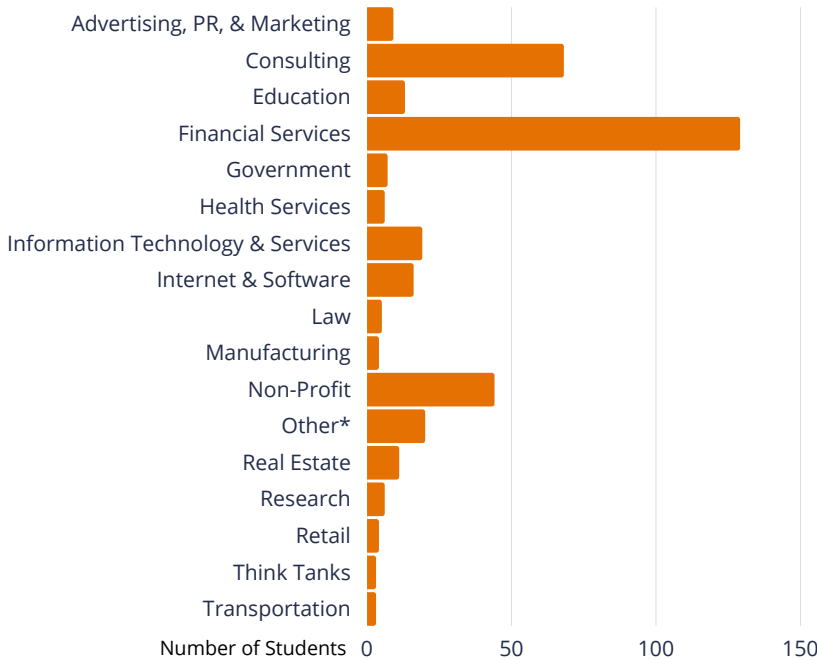


### POST GRADUATION PLANS

Of the 441 Economics majors who graduated, data is available for 389. Of this number, **80%** accepted employment, **17%** were attending graduate school, and **3%** were still looking or not seeking employment.

### EMPLOYER INDUSTRIES

See pages 6-8 for details.



\*Includes: Aerospace, Architecture & Planning, Biotech & Life Sciences, Broadcast Media Production, Civil Engineering, Construction, Design Services, Energy, Food and Beverage Services, Human Resources, Recreational Facilities, Sports and Leisure, Staffing and Recruiting, Telecommunications, Utilities and Renewable Energy, Wholesale

### AVERAGE SALARY

Out of 142 students who reported salary, the average annual base salary is **\$76,840**. The median annual base salary is **\$77,500**.

**\$76,840**

**\$9,503**

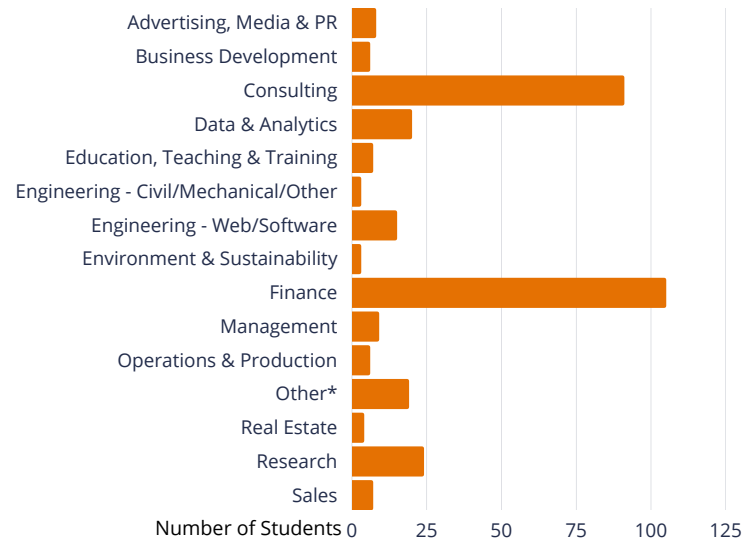
### AVERAGE SIGNING BONUS

93 students reported their bonus.

See pages 15-16 for details.

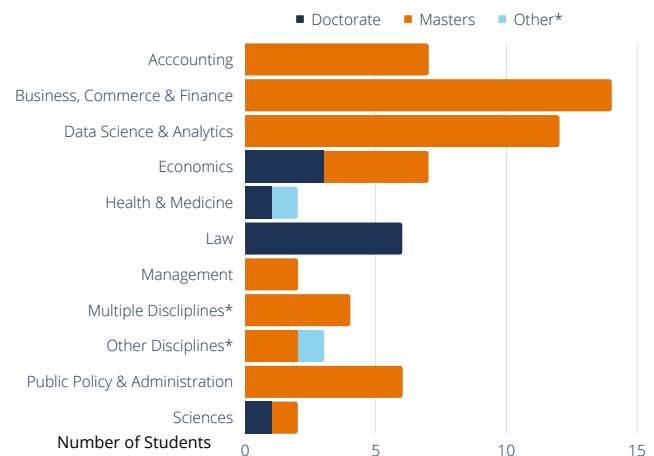
### JOB FUNCTIONS

See page 9-10 for details.



\*Includes: Administration, Architecture & Planning, Customer/Technical Support, Healthcare Services, Human Resources, Legal, Medical Services, Military & Protective Services, Transportation, and Not Identified.

### GRADUATE SCHOOL DISCIPLINES

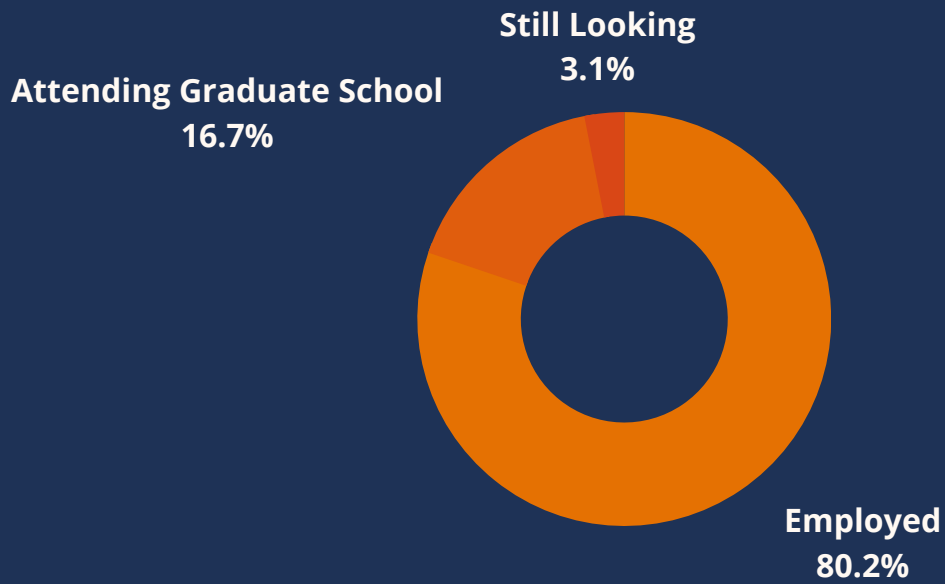


\*See pages 18-20 for additional details.

187 out of 441 surveyed Economics majors reported their data through UVA's First Destination Survey. For those who did not, the ECO undertook research to locate their post-graduation information through LinkedIn, Handshake, and email correspondence. We are reporting on information for 389 graduates (80%) in total. Employer information and job function were found for 327 of these graduates.



# OUTCOMES FROM THE DATASET



| Outcome                                       | # of Graduates | % of Graduates |
|---|----------------|----------------|
| Employed*                                     | 312            | 80%            |
| Continuing Education                          | 65             | 17%            |
| Not Seeking/Still Looking                     | 12             | 3%             |
| <b>Total Economics Majors with Data Known</b> | <b>389</b>     | <b>100%</b>    |

The table includes outcomes information for 389 graduates, 187 who self-reported data outcomes and 202 graduates whose data were sourced on LinkedIn, Handshake, or email outreach.

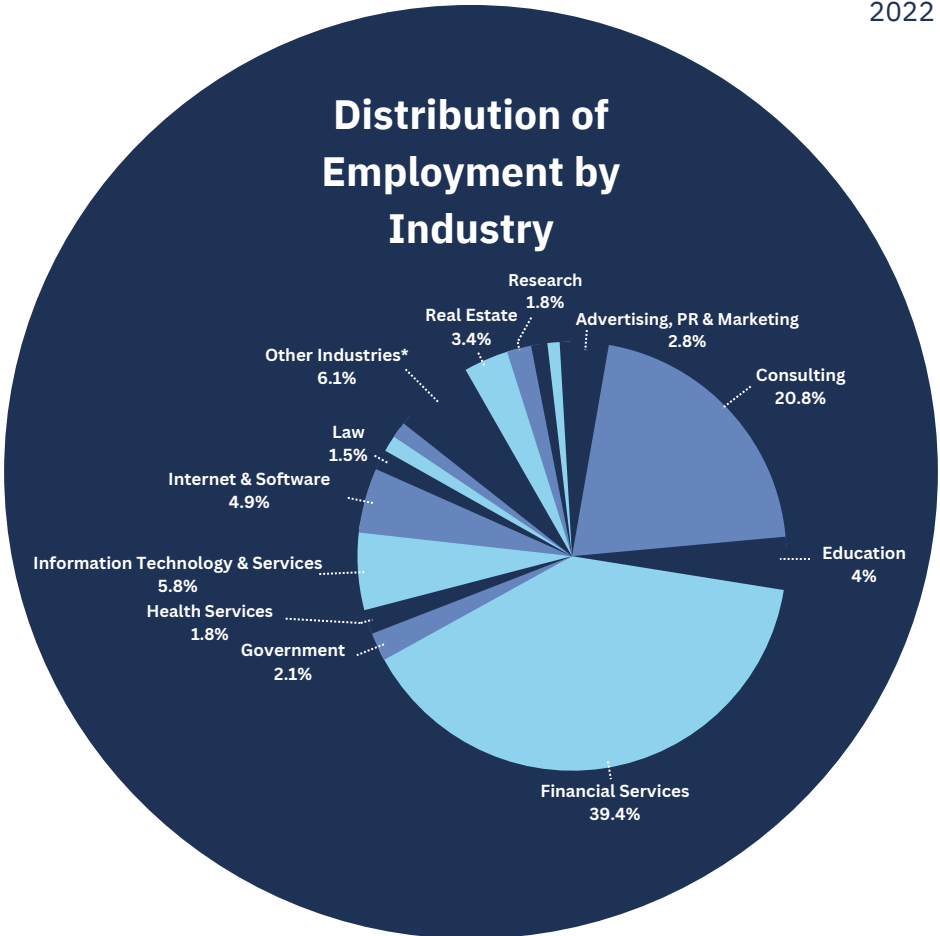
\*Of the 312 employed students, 6 had originally submitted survey responses indicating that they were still seeking employment. After conducting LinkedIn outreach, it was found that these students had secured employment by February 2023.



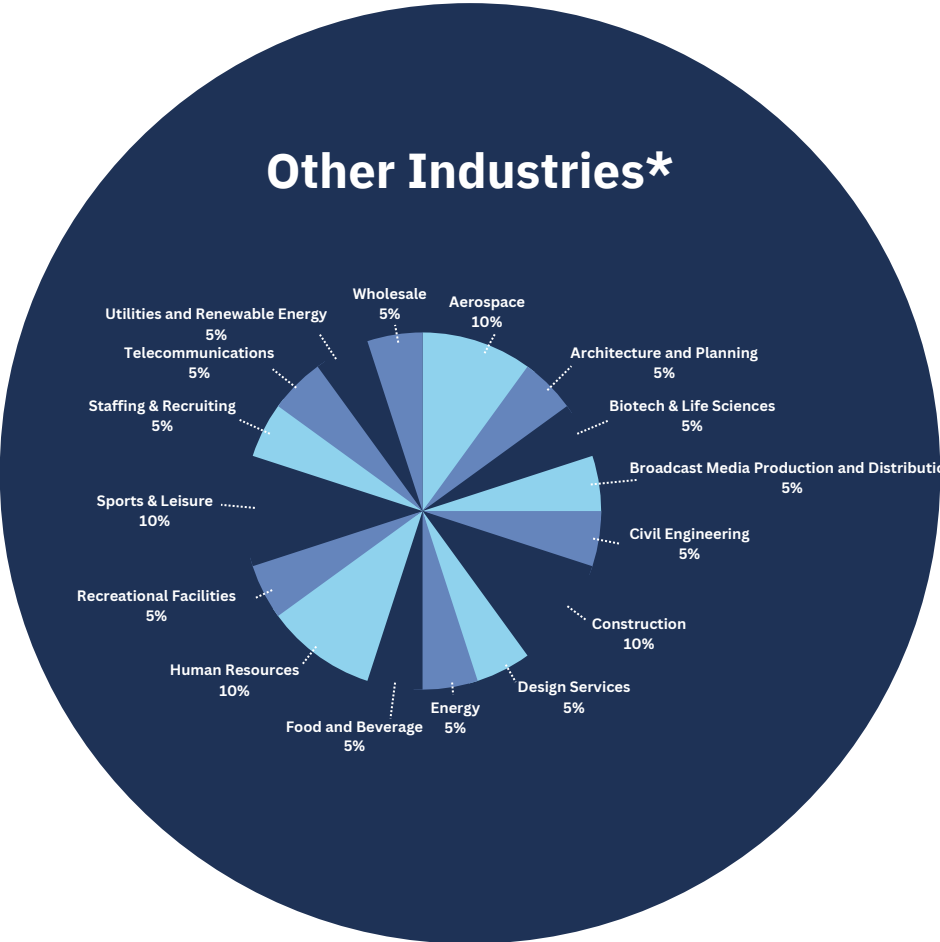
# Distribution of Employment by Industry

| DISTRIBUTION OF EMPLOYERS BY INDUSTRY                                   | FREQUENCY  | PERCENTAGE  |
|---|------------|-------------|
| Advertising, PR & Marketing   | 9          | 3%          |
| Consulting (Economic, Management, Government, Scientific, Technical IT) | 68         | 21%         |
| Education   | 13         | 4%          |
| Financial Services  | 129        | 40%         |
| Government (Local, State, Federal)                                      | 7          | 2%          |
| Healthcare (non-clinical)   | 6          | 2%          |
| Information Technology & Services                                       | 19         | 6%          |
| Internet & Software   | 16         | 5%          |
| Law   | 5          | 2%          |
| Manufacturing   | 4          | 1%          |
| Non-Profit  | 4          | 1%          |
| Other (see page 8)  | 20         | 6%          |
| Real Estate   | 11         | 3%          |
| Research  | 6          | 2%          |
| Retail  | 4          | 1%          |
| Think Tanks   | 3          | 1%          |
| Transportation  | 3          | 1%          |
| <b>Total</b>  | <b>327</b> | <b>100%</b> |

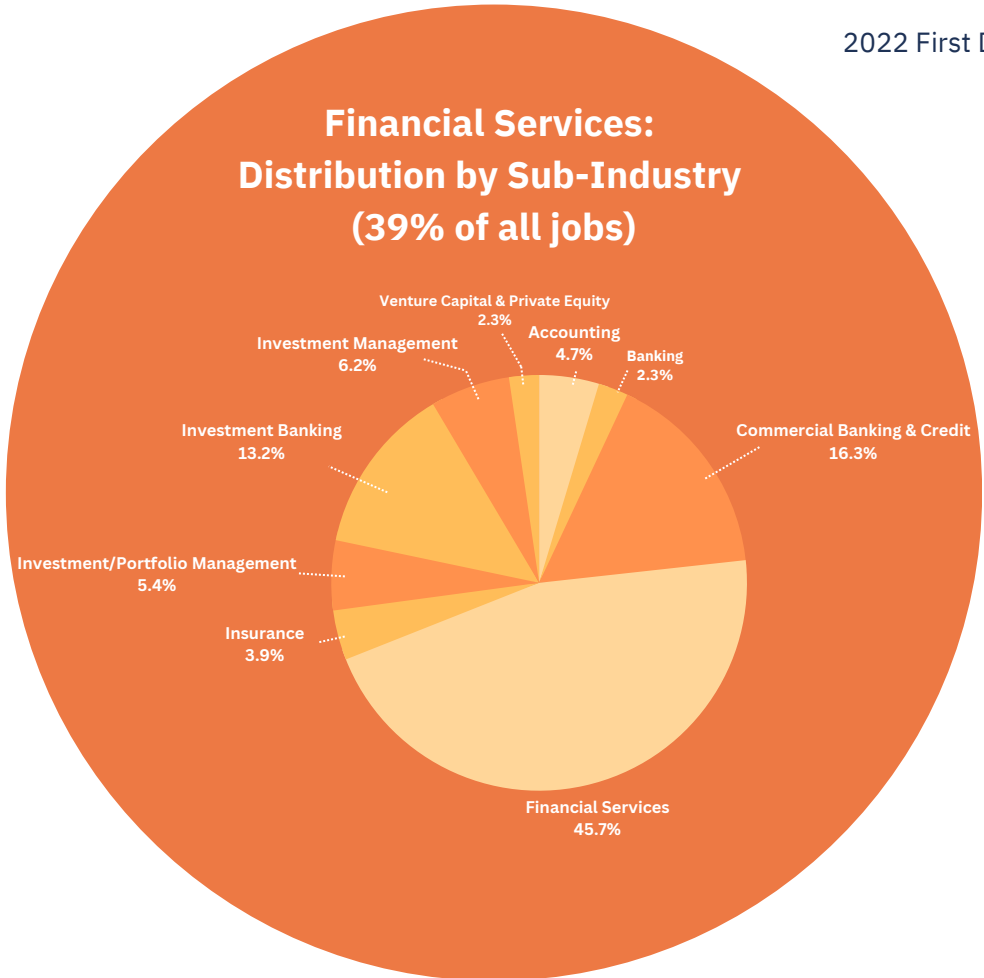
Data is from 327 out of the total 389 Economics graduates for which data was found for employer information. This includes 314 employed students, as well as 13 students who found employment while attending graduate school.



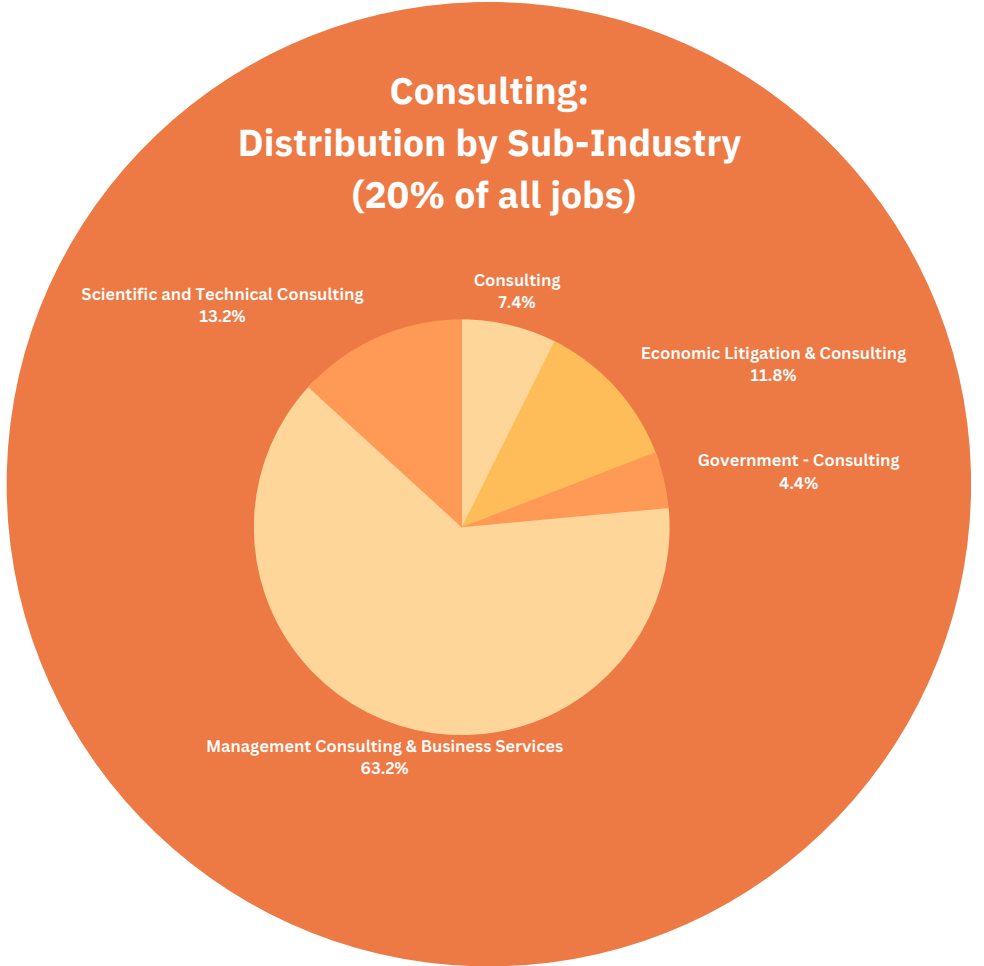
\*Industries reported by less than 1.5% of graduates are not labeled above. This includes Manufacturing, Non-Profit, Retail, Think Tanks, and Transportation.



\*Fewer than 3 students reported working in each of these industries. Values represent a percentage of the 20 graduates in this subcategory, rather than for the 327 graduates for which employer data was found.



Values represent a percentage of the 129 graduates whose Job Industry was categorized as Financial Services.



Values represent a percentage of the 68 graduates whose Job Industry was categorized as Consulting.

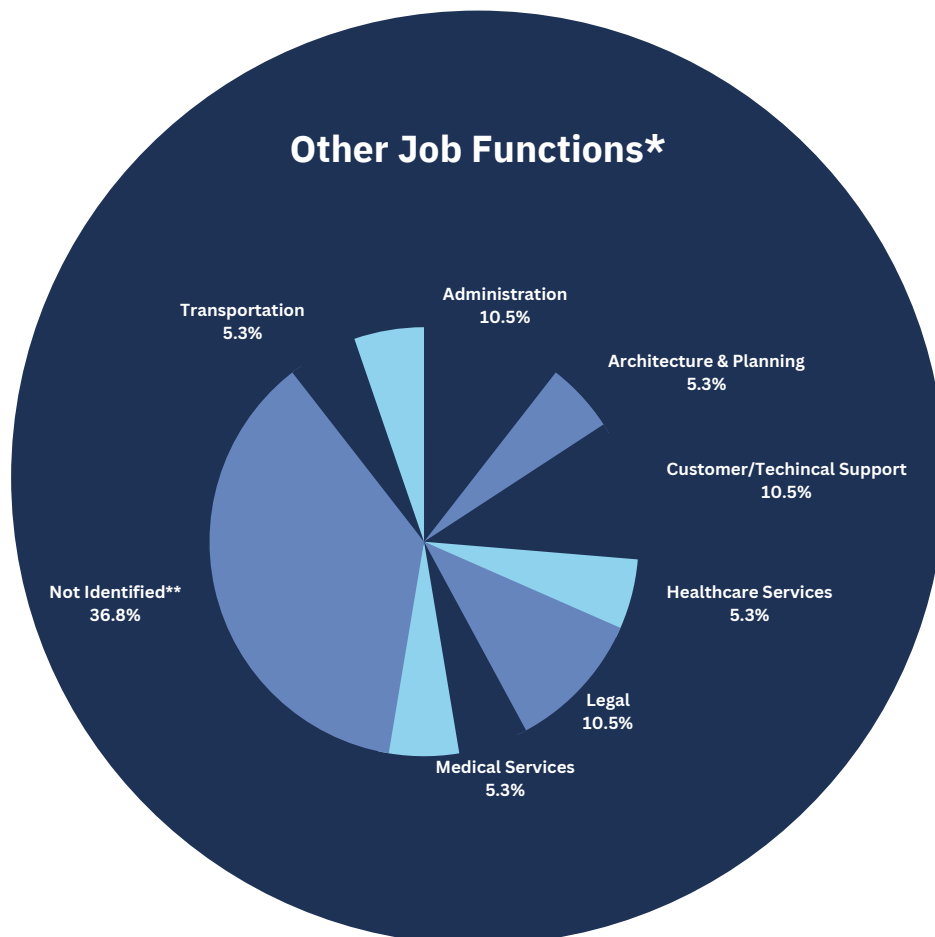
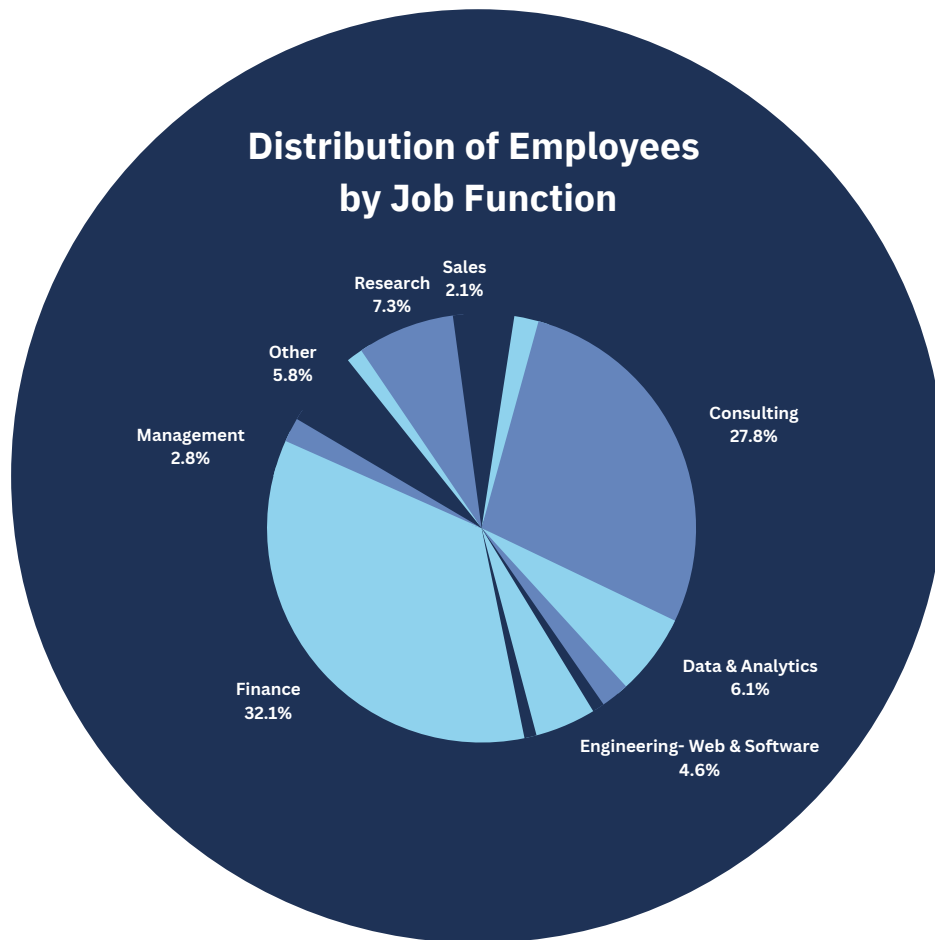


# Distribution of Job Functions

| DISTRIBUTION OF JOB FUNCTIONS           | FREQUENCY  | PERCENTAGE  |
|---|------------|-------------|
| Advertising, Media, & PR                | 4          | 1%          |
| Business Development                    | 6          | 2%          |
| Consulting                              | 93         | 28%         |
| Data & Analytics                        | 19         | 6%          |
| Education, Teaching & Training          | 7          | 2%          |
| Engineering - Civil/Mechanical/Other    | 3          | 1%          |
| Engineering - Web Software              | 15         | 5%          |
| Environmental/Sustainability            | 3          | 1%          |
| Finance                                 | 105        | 32%         |
| Management (General, Product & Project) | 9          | 3%          |
| Marketing                               | 4          | 1%          |
| Operations/Production                   | 6          | 2%          |
| Other (see next page)                   | 19         | 6%          |
| Real Estate                             | 3          | 1%          |
| Research                                | 24         | 7%          |
| Sales                                   | 7          | 2%          |
| <b>Total</b>                            | <b>327</b> | <b>100%</b> |

Data is from 327 out of the total 389 Economics graduates for which data was found for job function. This includes 314 employed students, as well as 13 students who found employment while attending graduate school.





\*fewer than 3 students reported working in each of these Job Function categories. Page 4  
 \*\*Additionally, 7 students who responded to the survey self-reported their job function as "Other".



# Employer Names by Industry

## ACCOUNTING

PwC\*

## ADVERTISING, PR, MARKETING

Abernathy MacGregor

Ampush

Analytic Partners

Ogivly

Semper Group

United Entertainment Group

## AEROSPACE

Lockheed Martin

Northrop Grumman

## ARCHITECTURE & PLANNING

Fentress Architects

## BANKING, COMMERCIAL

### BANKING & CREDIT

Bank of America\*

Credit Agricole CIB

Darling Consulting Group

### COMMERCIAL BANKING & CREDIT

Farmer Mac

First Republic Bank

Navient

Standard Chartered Bank

Synovus

## CONSTRUCTION

Clark Construction Group

BEC

## ECONOMIC & LITIGATION

### CONSULTING

Alix Partners

Analysis Group

Ankura

Arthur D. Little

Bates White Economic Consulting

FTI Consulting

## EDUCATION

University of Virginia

Teaching Assistant Program in  
France

Temple University

The Center for Social Innovation at  
UVA

French Ministry of Education

## ENERGY & UTILITIES

Loci Controls, Inc

Public Service Enterprise Group

## ENGINEERING

Kimley-Horn

## FINANCIAL SERVICES

Almanac Realty Investors

Alternative Investment Fund

Apogem Capital

## FINANCIAL SERVICES cont.

Andersen

Barclays Investment Bank

BNY Mellon

Capital One\*

Caterpillar Financial Services

Citi

Colonnade Capital Partners LLC

Cojo Bay Advisors

Corporacion El Sol

Deutsche Bank

Fannie Mae\*

Federal Reserve Bank of Richmond

Florida Financial Advisors

Fortress Investment Group

Freddie Mac

Gate.io

Independence Wealth

JPMorgan Chase & Co\*

Keefe, Bruyette & Woods, Inc\*

KPMG LLP\*

Morgan Stanley\*

National China Garden Foundation

Nodal Exchange

Octavia Wealth Advisors

Patomak Global Partners

Piper Sandler

Raymond James

Rothschild & Co

Santander US

S&P Global

State Street

StartEngine



# Employer Names and Industry Cont.

## **FINANCIAL SERVICES cont.**

StartEngine  
Stout  
Societe Generale  
Sunwealth  
Truist  
UBS\*  
Willis Towers Watson  
Wolverine Trading  
Wells Fargo\*

## **GOVERNMENT- CONSULTING**

AccentUcare

## **GOVERNMENT-LOCAL, STATE & FEDERAL**

Federal Reserve Bank of Philadelphia  
Federal Reserve Board\*  
Navy  
United States Senate Committee on Environment and Public Works

## **HEALTHCARE**

DaVita Kidney Care  
Devereux  
Cystic Fibrosis Foundation  
Janssen  
OrthoVirginia  
Skin and Laser Dermatology

## **HUMAN RESOURCES**

ADP, Inc\*

## **INFORMATION TECHNOLOGY & SERVICES**

Axial  
Capvision  
Definitive Logic  
Dun & Bradstreet  
rockITdata LLC  
Verisk\*

## **INSURANCE**

Chubb  
Liberty Mutual Insurance  
Howden Tiger  
James River Insurance Company  
Nationwide

## **INTERNET & SOFTWARE**

Amazon\*  
BTI360  
Digital Mortar  
Epic\*  
Instabase  
Linkfluence  
Meta\*  
NTT DATA  
Toast, Inc  
Token Metrics  
Wayfair

## **INVESTMENT/PORTFOLIO MANAGEMENT**

Bayshore Global Management  
BlackRock

## **INVESTMENT/PORTFOLIO MANAGEMENT cont.**

Brown Advisory\*  
Cambridge Associates\*  
Eastspring Investments  
EPIQ Capital Group  
Galaxy Digital  
JP Morgan Chase Private Bank  
Mirae Asset Global Investment  
Morningstar, Inc  
Park Square Capital  
StepStone Group LP  
Theory of Relativity Asset Management  
Union Capital Associates  
University of Virginia Investment Management Company

## **INVESTMENT BANKING**

Boxwood Partners  
Citizens Bank  
Clearsight Advisors  
Eastdil Secured  
Goldman Sachs  
Greenhill & Co  
Guggenheim Partners  
Harris Williams  
Houlihan Lokey  
Jefferies  
Natixis CIB Americas  
Perella Weinberg Partners  
Piper Sandler

\*More than one graduate hired



# Employer Names and Industry Cont.

## IT SERVICES & IT CONSULTING

Accenture\*  
Booz Allen Hamilton  
CapTech Consulting  
CGI\*  
Fortitude  
Hospitality Innovations  
Leidos  
Matsuda & Associates, Inc  
Mastercard\*  
NTT Data Services  
TechnoGen, Inc

## LEGAL & LAW ENFORCEMENT

ArentFox Schiff  
McCandish Holton  
Phillips & Cohen LLP  
Wilson Sonsini Goodrich & Rosati,  
PC

## MANAGEMENT CONSULTING & BUSINESS SERVICES

Alvarez & Marsal, LLC  
Bain & Company\*  
BlackPoint Consulting Group, LLC  
BRG  
Curtis & Co  
Deloitte\*  
Econ One  
Guidehouse\*  
KCIC  
KPMG LLP\*  
McKinsey & Company

## MANAGEMENT CONSULTING & BUSINESS SERVICES cont.

Oliver Wyman\*  
Protiviti  
Putnam Associates  
Reference Point  
Securities Litigation & Consulting  
Group  
Sia Partners  
Style Konsult  
Ventera Corporation

## MANUFACTURING

Altria  
Epic Systems  
HW Drummond Inc  
Solar Car Team at UVA

## OTHER

Aegis Mobile  
Addison Group  
Bipartisan Policy Center  
Gonzales Land and Timber LLC  
Karam Imports  
Key Brewing Co  
Outside TV  
RH  
Westwood Club

## PROFESSIONAL SERVICES

EY LLP\*

## PUBLIC RELATIONS & COMMUNICATION

FGS Global\*

## REAL ESTATE

AvalonBay  
Bowery Valuation  
CapCenter, LLC  
CBRE Group, Inc  
CoStar Group  
Greystar  
JBG SMITH  
JLL  
Patterson Real Estate Advisors  
Samson Properties  
TriGate Capital, LLC

## RESEARCH

Earnest Research  
Hanover Research  
Johns Hopkins University  
MDRC  
NORC at the University of Chicago

## RETAIL

Aldi Inc  
Amazon Fulfillment  
CarMax\*



# Employer Names and Industry Cont.

## **SCIENTIFIC & TECHNICAL CONSULTING**

Groundswell Consulting Group  
ICF  
Jacobs  
Wiley Edge

## **SPORTS & LEISURE**

Alpecin-Fenix  
Pinoke

## **TECHONLOGY, INFORMATION & INTERNET**

Red Ventures\*

## **TRANSPORTATION**

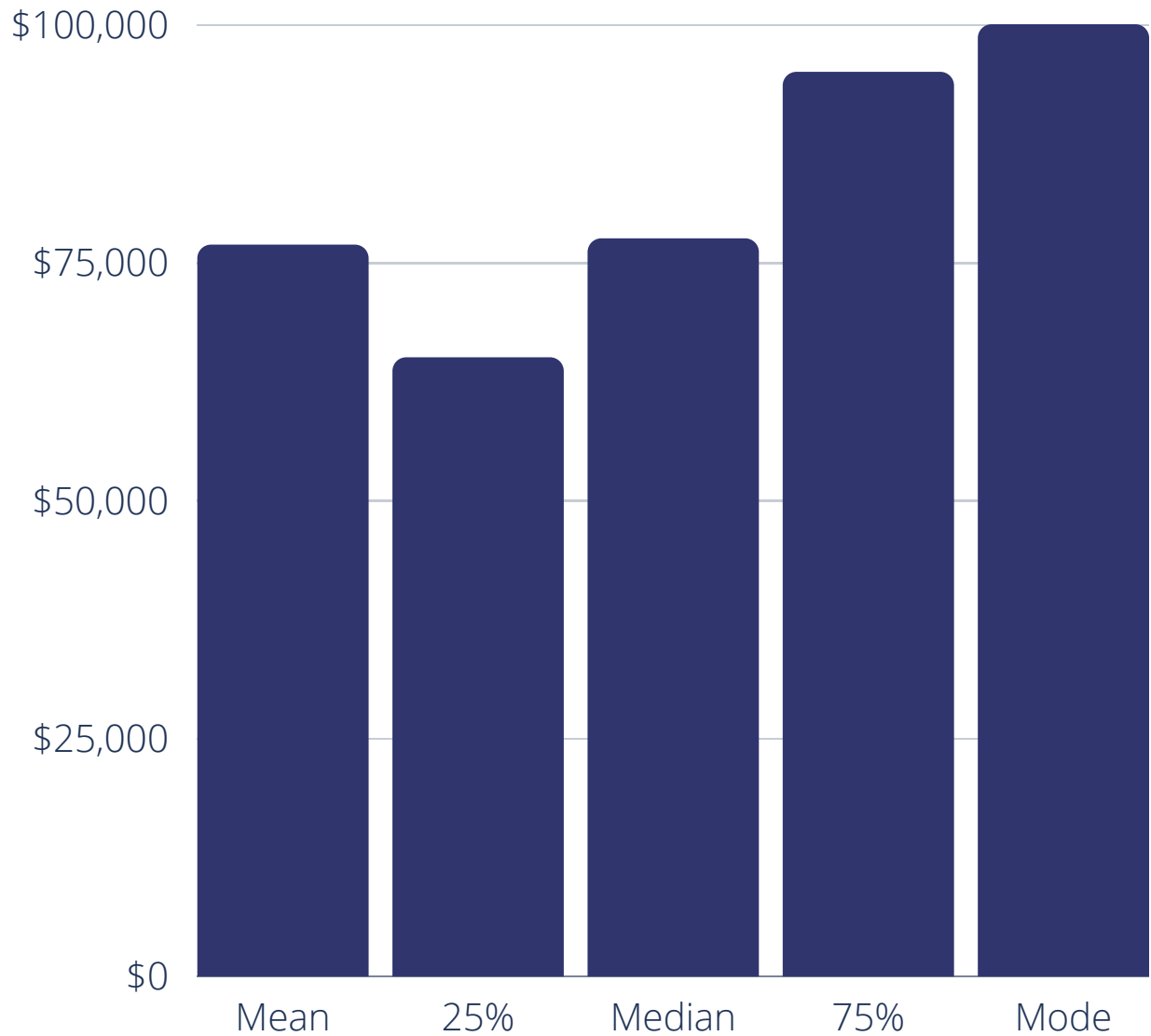
CornerCrawlers LLC  
Uber  
UVA UTS

## **VENTURE CAPITAL AND PRIVATE EQUITY**

Accolade Partners  
Level Equity  
LLR Partners



# Distribution of Base Salary

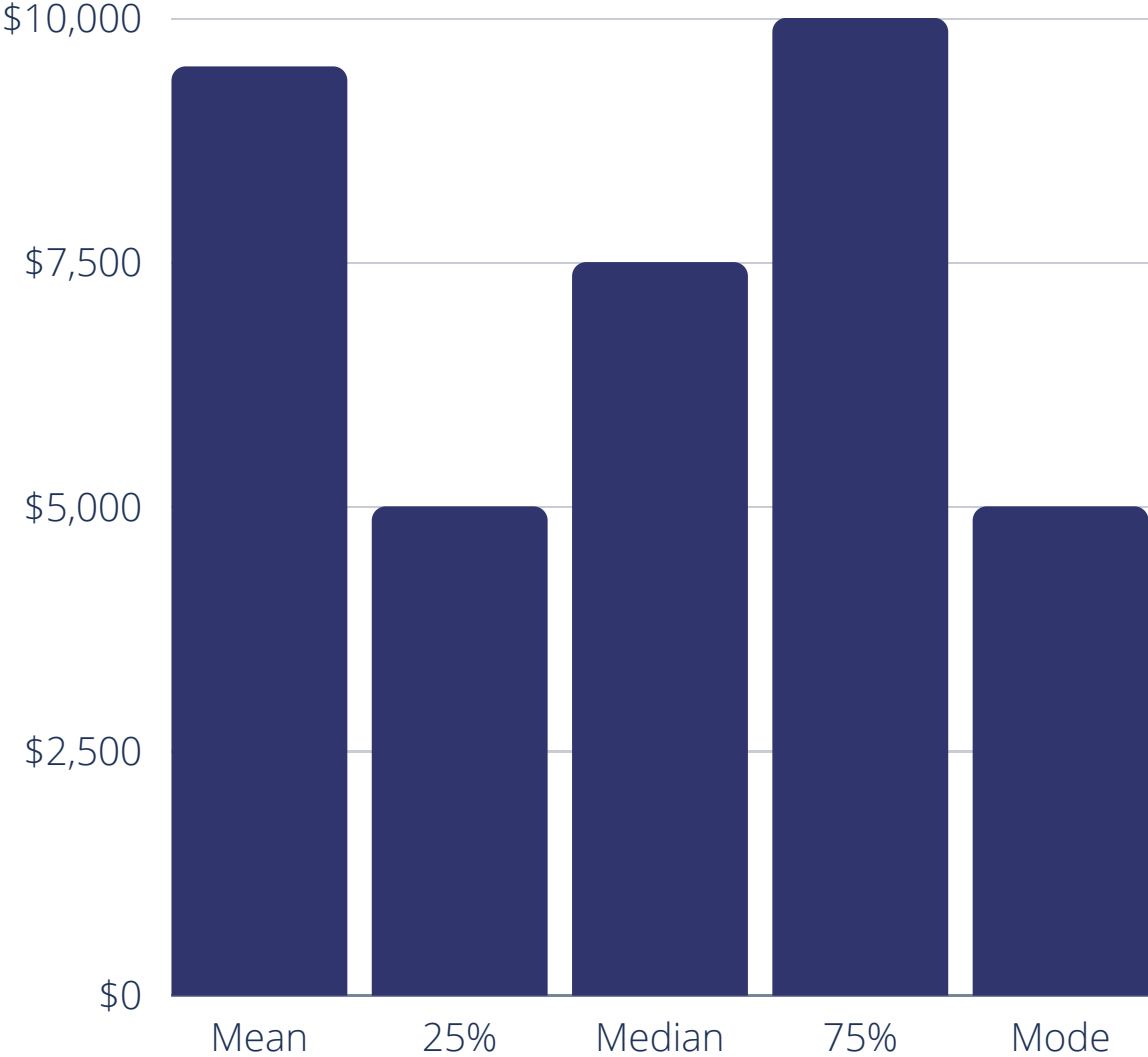


|             | Mean     | 25th     | Med (50th) | 75th     | Mode      |
|-------------|----------|----------|------------|----------|-----------|
| Base Salary | \$76,840 | \$65,000 | \$77,500   | \$95,000 | \$100,000 |

Data from 142 graduates who self-reported salary information on the First Destinations Survey.



# Distribution of Bonuses

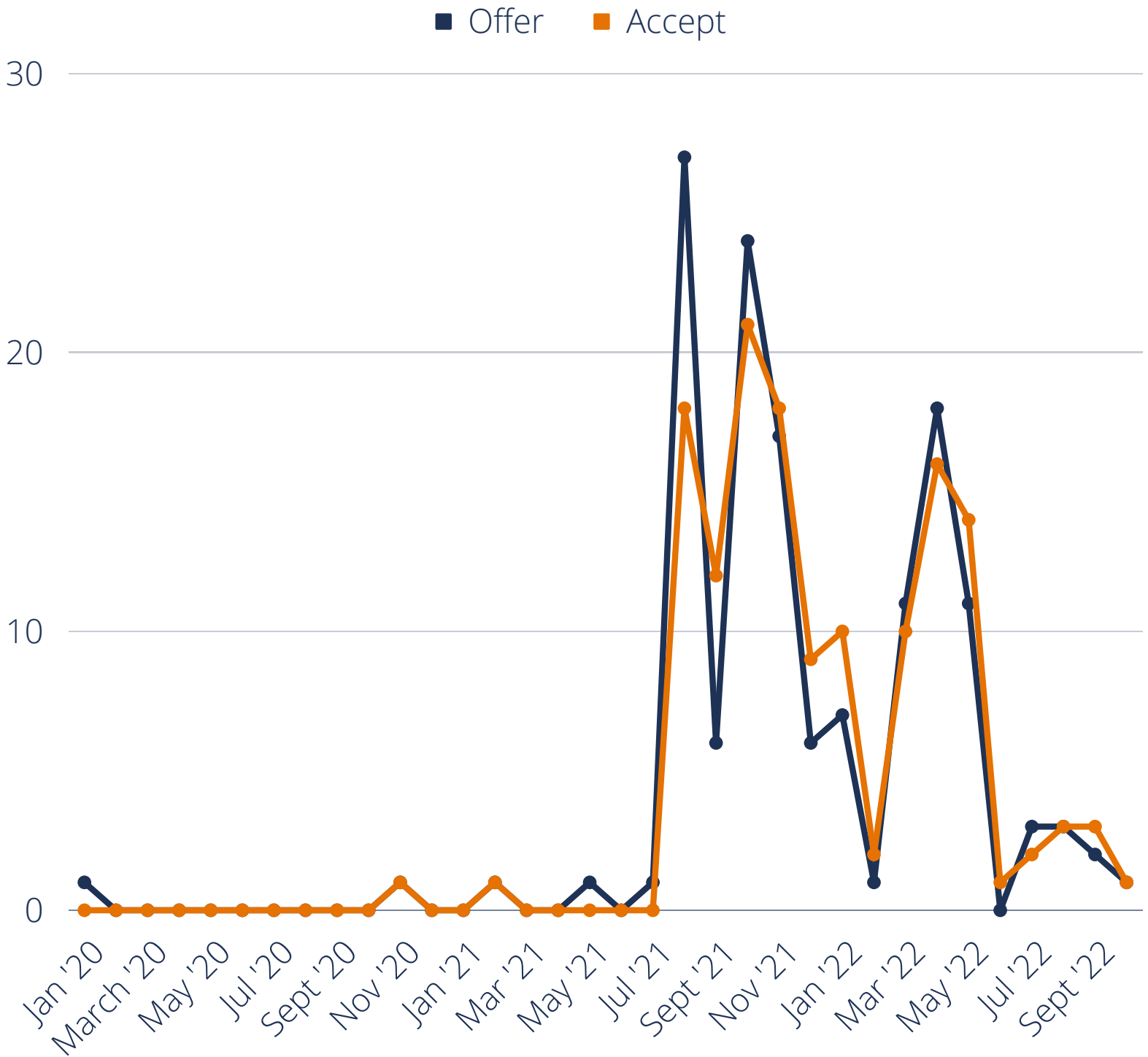


|       | Mean   | 25th    | Med (50th) | 75th     | Mode    |
|-------|--------|---------|------------|----------|---------|
| Bonus | \$9503 | \$5,000 | \$7,500    | \$10,000 | \$5,000 |

Data is from 93 graduates who self-reported bonus information on the First Destinations Survey.



# Offer/Accept Timeline



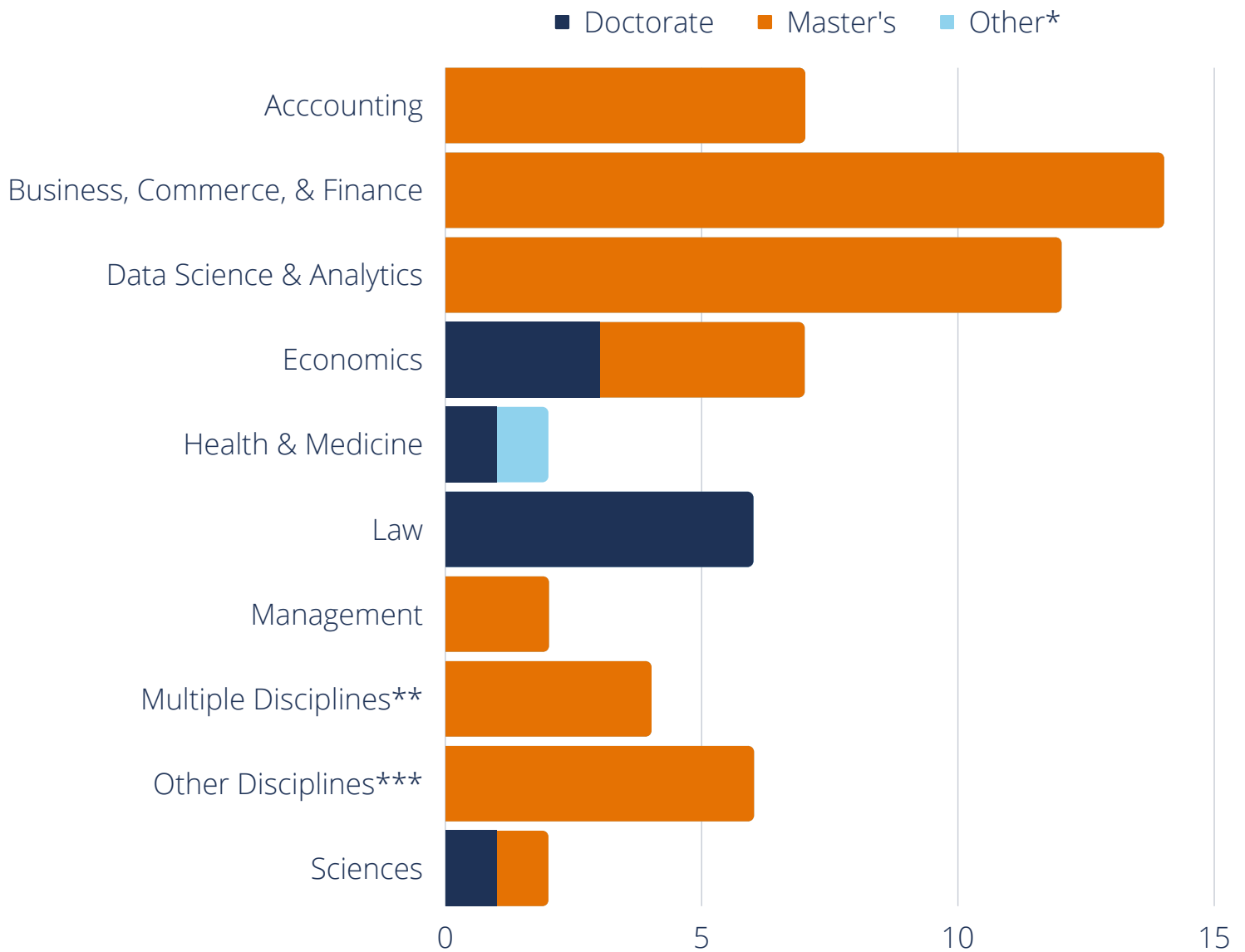
Data is from 142 graduates who self-reported when they were offered and when they accepted their full-time positions on the First Destination Survey.





## Continuing Education by Discipline

*Of 389 graduates whose outcomes are known, 65 (17% of graduates) are continuing their education. Data below reflects the degree or professional certificate pursued, as well as the level of education. On the next page is a list of higher education institutions or programs attended by these students.*



\*Other includes 1 Postbaccalaureate degree, and 1 Non-Degree Seeking student.

\*\*Multiple Disciplines include 1 Applied Economics & Management student, 1 Business Administration & Management student, 1 Law & Business students, and 1 Operations Research & Financial Engineering student.

\*\*\*Other Disciplines include Art, Commercial Pilot, and Digital Humanities and New Media, respectively.



## Continuing Education - School/Program, Discipline, and Degree/Certification

| School/Program                            | Discipline                                  | Degree/Certification |
|---|---|----------------------|
| Boston College Law School                 | Law   | JD                   |
| Boston University                         | Economics                                   | PhD                  |
| California Institute of Technology        | Applied Physics                             | PhD                  |
| Columbia University                       | Data Science                                | MS                   |
| Columbia University                       | Public Administration                       | MPA                  |
| Columbia University                       | Science                                     | MS                   |
| Cornell University                        | Applied Economics & Management              | MS                   |
| Cornell University                        | Economics                                   | PhD                  |
| Fordham University                        | Law   | JD*                  |
| George Mason University                   | Philosophy- Economics                       | PhD                  |
| George Washington University              | Business Analytics                          | MS                   |
| Harvard University                        | Economics                                   | -                    |
| Johns Hopkins University                  | Applied Economics                           | MS                   |
| Massachusetts Institute of Technology     | Operations Research & Financial Engineering | MS                   |
| National University of Singapore          | Business Administration & Management        | MS                   |
| New York University                       | Prehealth                                   | Post-BACC            |
| Penn State Dickinson Law                  | Law   | PhD                  |
| University of Chicago                     | Analytics                                   | MS                   |
| University of Chicago                     | Economics                                   | MS                   |
| University of Hong Kong                   | Economics                                   | MS                   |
| University of London                      | Art   | MA                   |
| University of Notre Dame                  | Management                                  | MS                   |
| University of Oxford Said Business School | Financial Economics                         | MS                   |
| University of Virginia                    | Data Science                                | MS*                  |



## Continuing Education - School/Program, Discipline, and Degree/Certification cont.

| School/Program   | Discipline                     | Degree/Certification |
|--|--------------------------------|----------------------|
| University of Virginia   | Digital Humanities & New Media | MS                   |
| University of Virginia Curry School of Education                           | Quantitative Analytics         | MS                   |
| University of Virginia McIntire School of Commerce                         | Accounting                     | MS*                  |
| University of Virginia McIntire School of Commerce                         | Business Analytics             | MS                   |
| University of Virginia McIntire School of Commerce                         | Commerce                       | MS*                  |
| University of Virginia McIntire School of Commerce                         | Finance                        | MS*                  |
| University of Virginia Frank Batten School of Leadership and Public Policy | Public Policy                  | MPP*                 |
| University of Virginia School of Engineering and Applied Sciences          | Computer Science               | MS*                  |
| University of Virginia School of Law                                       | Law                            | JD*                  |
| Vanderbilt University  | Medicine                       | JD                   |
| Vanderbilt University  | Law & Business                 | JD/MA                |
| Yale School of Management  | Management                     | MS                   |

\*More than one graduate



Missing Info  
11.8%

Data sourced from  
Other Outreach  
1.9%

Responded to Survey  
42.3%

Data sourced from LinkedIn  
43.9%



# CLASS OF 2022 SURVEY RESPONSE STATISTICS

Included in this report are the destinations statistics for the undergraduate Class of 2022. The report reflects the destinations outcomes of 441 graduating Economics majors. These data are self-reported by graduates through UVA's First Destinations Survey and collected also from LinkedIn, Handshake, and email outreach between January 2022 and December 2022. If you have any questions about the post-graduation plans of our undergraduate economics alumni, please contact Jennifer Jones at [jlh7b@virginia.edu](mailto:jlh7b@virginia.edu). (Economics majors may double major in other disciplines.)

| Dataset                                  | Respondents | Response Rate |
|--|-------------|---------------|
| Responded to Survey                      | 187         | 42.4%         |
| Data Sourced from LinkedIn               | 194         | 44%           |
| Data Sourced from Other Outreach         | 8           | 1.9%          |
| Missing Info (No outcome info available) | 52          | 11.8%         |
| <b>Total Economics Majors</b>            | <b>441</b>  | <b>100%</b>   |